




## 8' x 3' Metal WoodStore Combo

This all in one quality unique metal wood storage & store room combo is perfect for firewood to keep it dry and protected above the ground and with built in side lockable storage room.

- Available in 2 colors: Anthracite or Green with Off White Trim
- All weather durable galvanized steel coil and strong metal support
- All in one unique metal wood storage & side storage combo
- Ready to assemble with pre-cut holes and materials
- Side Storage with lockable handle
- Mountable to any side walls or fencing
- Impervious to wood eating Insects
- Corrugated designed reinforced groove walls for strength
- Roof and side panels keep fire logs dry and secured
- 20% thicker steel panels not found in most steel sheds
- Hot-Dipped galvanized steel painting process for longevity


## 8'x3' Metal WoodStore Combo



Color: Green with Off White - 53661



Color: Anthracite with Off White - 53651



Side Air Vent for Storage Air Circulation




Door handle with Lockable Lock and Door Steel Cross Bar for Extra Support



All weather durable galvanized steel coil and strong metal support



Built In Side Storage Room



**8**  
YEAR LIMITED WARRANTY

### Metal WoodStore Combo Dimensions

Model No.	Approx. Size (Ft.)	Storage	Exterior Dimension (inches)			Interior Dimensions	Door Opening	Panel Color
			Base	Roof Edge to Edge	Width			
53661	8' x 3'	9 Sq. Ft.	103"	107 ¼"	34 ½"	29 ⅛"	53661 - Green / OffWhite Trim 53651 - Anthracite / OffWhite Trim	
53651		39 Cu. Ft.	39 ½"	42 7/8"	37 5/8"			
				Height	63 ⅛"	52 ¼"		49"

### Packaging

Model No.	Box	Contents	Package	Size (D x W x H)	Weight
53661 or 53651	1	Complete WoodStore	Heavy Duty Cardboard Box	68.75" x 32" x 3.5"	130 lbs

The shed is packaged in heavy duty cardboard boxes. The packaging includes all components, hardware and an illustrated step-by-step instruction booklet.

#### ASSEMBLY MADE EASY

The assembly is simple, clean, safe and can be completed in one to four hours with two people. All parts are pre-cut, drilled and numbered for ease of assembly. All you need to provide is a level surface of either wood, or concrete. In addition you will need a cordless drill and screwdriver - Philips head, 8' step ladder, gloves and eye protector.

Please do the following prior to your Duramax Building Product purchase:

- Check with your local city hall for building ordinances & CCR's
- Be sure that intended placement of shed is within your property lines
- Do not build shed over utility lines (gas, electrical, water, telephone, cable, etc)
- Measure the size of the intended shed site and make sure you have a level wooden or concrete foundation.



[www.DuramaxBP.com](http://www.DuramaxBP.com)