



## Greenhouse 7.5 ft x 12 ft

7 ft 7 in Wide x 12 ft Deep x 6 ft 1 in Side Height /  
7 ft 8 in Center Height



### King Canopy Item # GH0712

With 6 Legs, 1 Pc. Cover, Elastic Ball Straps, Foot Pads and Stakes.

These Tools Are  
Recommended:



#### **WARNING:**

Keep all flame and heat sources away from this tent fabric. Meets the flammability requirements of CPAI-84 Sec. 6 and NFPA 701. It is not fire proof. The fabric will burn if left in continuous contact with any flame source.

Distributed by:  
PIC America, LTD.  
8009 Purfoy Road • Fuquay-Varina, NC 27526  
1-800-800-6296 • [www.kingcanopy.com](http://www.kingcanopy.com)



# PARTS LIST

## 5X9-15PC

(16) 69 Inch Pipe



## 3X0-15PC

(6) 36 Inch Pipe



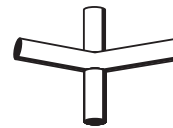
## 3W16PC

(6) 3-Way Fittings



## 4W16PC

(3) 4-Way Fittings



## FOOT16PC-SL

(6) Metal Foot Pads



## STAKE-GAR

(12) Foot Pad Stakes



## T0712SF-GAR

(1) 1 Piece Cover



## BALL

(12) Elastic Ball Straps



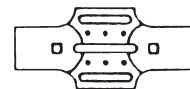
## SC15

(4) Single Side Pipe Clamps



## DC15

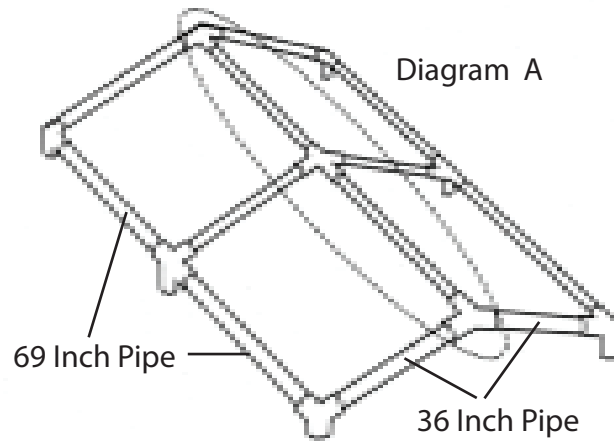
(2) Double Side Pipe Clamps



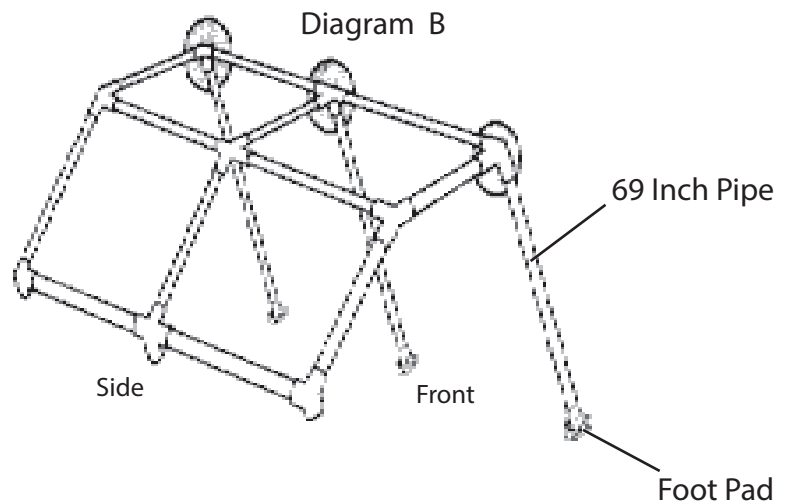
# ROOF FRAME ASSEMBLY



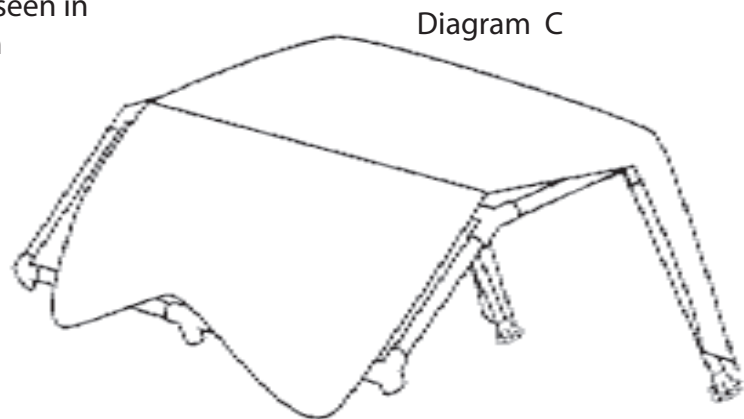
- 1-** Start assembly with top frame as shown in Diagram A. The 36 inch pipes are used for the roof rafters and 69 inch pipes form the length of frame. Start assembly with center peak as circled in Diagram A.



- 2-** Once you have assembled the roof frame, insert the legs on one side using the 69 inch pipes with the foot pads installed.



- 3-** With the top frame laying over on one side and the legs inserted on the other side as seen in Diagram B, drape the one piece cover with sides and end walls over the frame. Make sure you have the open end in the direction needed. Pull the one side down over the frame with the legs inserted. You can also pull the rear over the frame partially. Next, insert the legs on the opposite side and pull the remainder of the cover on.








# COVER ASSEMBLY

To install side rails, attach the 3 way and 4 way clamps a few inches below the grommet strips on both sides. Before tightening the clamps, place the rail pipe in between the clamps and slightly tighten the clamps. Attach the ball bungees around the rail and then push the rail pipe downward to tighten cover. Now you may completely tighten the clamp bolts. (See pictures below and on right.)



**Corner leg**



**Center leg**



**Corner leg**




**PICTURE-1**



# ANCHORING YOUR UNIT



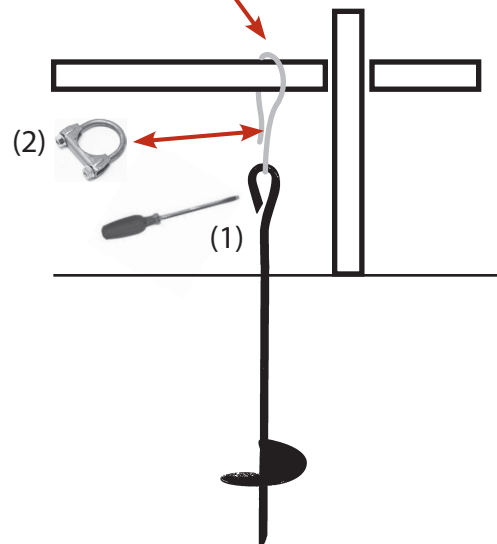
This canopy is designed for use as a temporary structure. After assembly, the canopy **MUST BE** securely anchored to the ground to prevent damage from winds. Your canopy will act like a kite in the wind if not properly and securely anchored to the ground. Severe winds will cause the frame to twist and unanchored legs will fall, thereby collapsing the canopy. If severe winds are expected, you must remove the cover from the frame to prevent damage.



We recommend anchoring your canopy at each corner foot and center foot on each side. Screw anchor into ground next to canopy foot using a large screw driver (1). Looping the cable through the anchor eye will keep it out of the way while turning. Tilting the anchor slightly will help the anchor to cut into the ground. Apply downward pressure while turning the anchor into the ground. Leave approximately three inches of anchor out of the ground.

Unloop the cable from the anchor eye and slide the clamp onto cable (2). Run cable around the pipe, and then back through the clamp. Pull the cable as tight as possible through the clamp. Hold the cable and tighten clamp with an adjustable wrench.

When you have tightened the clamp and satisfied that the cable will not slip, you may tighten the cable more by turning the anchor further in the ground as seen in Diagram (1).





## IMPORTANT NOTICE: PLEASE READ CAREFULLY

**We are confident that you will be completely satisfied with your King Canopy unit. Please take a moment to read the very important information below, and call us with any questions you may have.**

King Canopy/PIC America, LTD. has no control over wind, snow, ice, rain or any other weather condition and we are in no way responsible for any damage caused by the canopy or to the canopy. We suggest you contact your insurance carrier just as you would for any other outside structure.

### **OTHER PRECAUTIONS WHICH MUST BE FOLLOWED:**

Keep all flame and heat sources away from this tent fabric. The tent fabric will burn if left in continuous contact with any flame source.

DO NOT cook underneath or near canopy.

DO NOT store or use flammable liquids underneath or near canopy.

DO NOT ignite or store fireworks underneath or near canopy.

DO NOT use bleach to clean cover.

DO NOT dry clean cover.

DO NOT wash cover in washing machine or dry in dryer. Hand wash with mild soap and water only.

DO NOT allow rain water, snow or ice to accumulate on top of cover.

DO NOT hang or suspend anything from the frame, grommets, truss system or ball straps of the unit.

REMOVE canopy cover before a storm, or disassemble entire canopy unit if possible.

REMOVE rain water, snow and ice from canopy cover.

**This is a temporary structure and is not recommended for use as a permanent structure.**



# PRODUCT INFORMATION



## Missing/Defective Parts

We try our best to eliminate any defective parts that are shipped with our products. Carefully inspect all packages upon arrival and report any missing or defective items upon receipt. Any discrepancies must be reported to King Canopy within 30 days of purchase. Please be sure to take a few minutes to match all items in the box to the items on the product manual. If there should be any missing or defective items, we will ship them free of charge. You will need to e-mail [information@kingcanopy.com](mailto:information@kingcanopy.com) with proof of purchase showing the date of your purchase and photos of the defective part. Your replacement will be shipped free of charge by ground shipping. Next day or express shipping will require freight collect and paid for by you. Damages from improper anchoring, strong winds, snow, ice, or rain are not considered defects.

## 1 Year Limited Warranty

All of our canopy components feature a 1-year limited warranty (90 day-limited on Value King Brand items) and are warranted to be free from defects in material and workmanship during this time frame. You must email us at [information@kingcanopy.com](mailto:information@kingcanopy.com) and provide your proof of purchase receipt and photos of the defective part. This does not pertain to any missing or defective parts in 30 day inspection period.

## Defective Returns

If you receive a product that is defective and you wish to return it, please contact our customer service department to receive a return authorization number. All items will be passed through quality control before issuing a credit. You will be contacted upon receipt of your returned merchandise and notified whether your return is accepted or not. If not, you will have the option to receive the product back at your expense.

## Improper Anchoring, Strong Winds, Rain, Snow, Ice

King Canopy/ PIC America, LTD. does not guarantee these canopies under strong weather conditions (including snow & ice) under any circumstances. These canopies are designed to protect against damages caused by sun, light rain, tree sap, birds, etc. they are not designed to hold roof loads that accompany snow, ice, or heavy rains. If your canopy is anchored incorrectly and is blown away, we will not send any free replacement parts for damages. If you know strong weather is predicted- remove the cover or take down the unit completely. The cover is designed to be quickly and easily removed.

## Non-Warranty Replacement Parts

If your warranty expires and you need replacement parts & they can't be found on [www.kingcanopy.com](http://www.kingcanopy.com), please contact us at 1.800.800.6296. We stock replacement parts for most of our products. Our customer service department will be pleased to assist you in any way possible. Certain regions of the country are extremely harsh on canopy covers. Normal wear & tear is not covered under warranty. In order to receive a replacement part, you may be asked to return the part, freight prepaid, to our warehouse for inspection before we will send a replacement. You must, in all cases, provide a copy of your receipt showing the date of purchase, model number and price.

## Return Policy

All returns will require a return authorization number (RA). To obtain an RA, please contact our customer service department at 800.800.6296. All returns must be submitted before 30 days of purchase date, located on receipt. Any returns submitted after 30 days without an RA number will not be accepted. Credit will be issued upon receipt of product and inspected for damages or excessive wear and tear. The full amount of the product will be credited in the form of original payment minus a 25% restocking fee and shipping and handling.

## Safety & Care Information

Always use your best judgment. **DO NOT** use canopy as a permanent cover. They are for **TEMPORARY USE ONLY**. Damages due to weather conditions are not warranted. **DO NOT** set up on a steep incline. Never set up in windy, rainy, or snowy conditions. Canopy is not intended to serve as protection from such conditions. Use for shade only. Disassemble and properly store your canopy after each use. **DO NOT** let snow or rain accumulate on top. Always use an anchoring system. Keep your canopy away from all fire sources. **DO NOT** machine wash your top. Mild soap & water with a brush while the canopy is open without the legs extended. **DO NOT** use harsh detergents or abrasives. **DO NOT** put away your Instant Canopy while wet or damp. This promotes mildew. Store DRY. For best results in keeping your top clean and avoiding small tears, it is recommended that top be removed and stored in carry bag after each use. **Never leave your canopy unattended!**

For missing parts, replacement parts or any questions:

Please email [information@kingcanopy.com](mailto:information@kingcanopy.com) or call us between 8:00am – 5:00pm EST, Monday – Friday at **1-800-800-6296**

Replacement parts and customer service is also available through our website.

Please visit us at [www.kingcanopy.com](http://www.kingcanopy.com)