Balance™ 8′x8′

Approx. Dim.

247L x 244W x 229Hcm / 97.2″L x 96.1″W x 90.2″H

Balance™ 8′x4′ Extension Module

Extension Kit

Approx. Dim.

367L x 244W x 229Hcm / 144.5″L x 96.1″W x 90.2″H

Snow Load
75kg/m²
15lbs/ft²

Wind Resistance
90km/hr
55ml/hr

8′x12′
(8′x8′ + Extension)

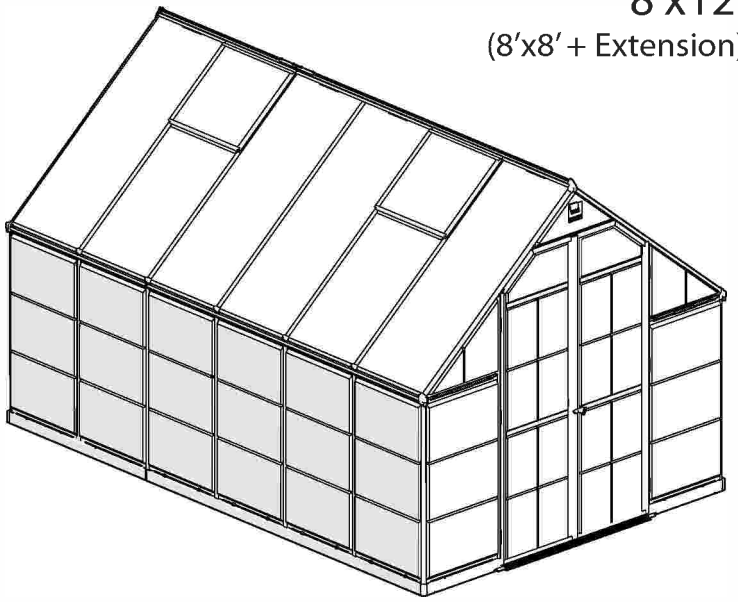

8′x8′

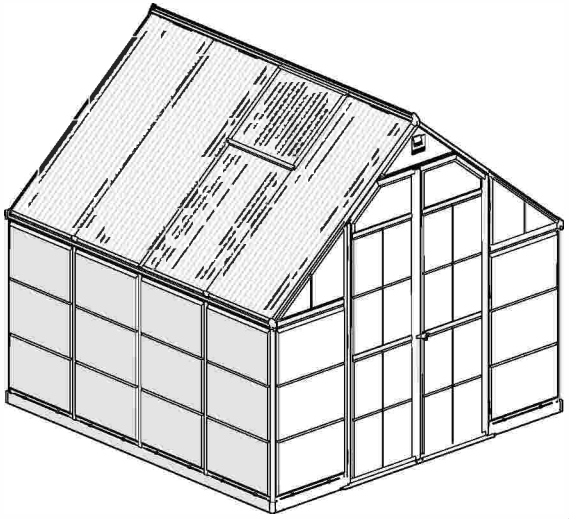

EXTENDABLE PRODUCT

16.10_82750_V4_
MV-2.2

After Sale Service

customer.service@palram.com

USA ---------- 877-627-8476
England ---------- 01302-380775
France ---------- 0169-791-094
Canada ---------- 1-800-866-5749
Germany ---------- 0180-522-8778
International ------- +972 4-848-6942

www.palram**applications**.com

82642

EN

IMPORTANT
Please read these instructions carefully before you start to assemble this greenhouse.
Keep these instructions in a safe place for future reference.

» Customer Service

For assistance with assembly or for replacement parts – please log onto our website or call our service line (number is on the title page).

Additional information can be found at our website: www.palramapplications.com

» Safety Advice

- It is of utmost importance to assemble all of the parts according to the directions. Do not skip any step.
- We strongly recommend using work gloves during assembly.
- Always wear shoes and safety goggles when working with extruded aluminium.
- If using a step ladder or power tools ensure that you follow the manufacturer's safety advice.
- Do not touch overhead power cables with the aluminium profiles.
- Do not attempt to assemble the greenhouse in windy or wet conditions.
- Dispose of all plastic bags. Keep them out of reach of small children.
- Keep children away from the assembly area.
- Do not lean against or push the greenhouse during construction.
- Do not position your greenhouse in an area exposed to excessive wind.
- Do not attempt to assemble this greenhouse if you are tired, have taken drugs or alcohol or if you are prone to dizzy spells.
- Hot items such as recently used grills, blowtorches etc. must not be stored in the greenhouse. Ensure there are no hidden pipes or cables in the ground before inserting the pegs.
- This product is designed to be used mainly as a greenhouse.

» Care & Maintenance

When your greenhouse needs to be cleaned, use a mild detergent solution and rinse with cold clean water. DO NOT use acetone, abrasive cleaners or other special detergents to clean the clear panels. It is recommended to check periodically that roof panels caps (plastic part 329 & profile 981) are set in place.

» Tools & Equipment

- Work gloves
- Rubber mallet
- Phillips head screwdriver
- Adjustable Spanner / Wrench
- Leveler
- Tape measure
- Silicone spray / Lubricant
- Ladder
- T001 - Special tool for Screws 411 and nuts 412



» Before Assembly

Selecting a site:

- The greenhouse must be positioned and fixed on a flat level surface.
- Choose a sunny position away from overhanging trees.

- ☑ We strongly recommend this greenhouse being secured directly to a solid concrete foundation. When doing that use the pre drilled holes in the metal base.
- ☑ This is a multi-part assembly best achieved by two people. Allow at least a half a day for the assembly process.
- ☑ Take all components & parts out of the packages. Sort the parts and check against the contents parts list.
- ☑ Parts should be laid out close at hand. Keep all small parts (screws etc.) in a bowl so they do not get lost.
- ☑ Please note multi-sided profiles are used in this greenhouse. As a result some holes in the profiles are not used during assembly.
- ☑ Please review entire instructions before starting. Carry out the assembly steps in exact order.
- ☑ Extension Kit assembly instructions are included in this IM. It is possible to purchase one or more kits.
- ☑ Some of the steps and comments (marked) refer only to the Extension Kit.

» Notes During Assembly

- Peel the film covering the panel.
  Make sure you install it with the UV protected side up.
- You may use Silicon lubricant spray in order to help you slide the panels into the profiles.
- Do not spray the Polycarbonate panels.
- Use a rubber mallet if necessary.

During assembly you will encounter the information icon, please refer to the relevant assembly step for additional comments and assistance.

Step 13: Tighten the screws once the back beam is set accordingly **(diagram b)**

Step 51: Decide on the window's location before assembly. Windows can be installed in one of the 4 indicated options.

If you have purchased an Extension Kit, please note part **7316** should be assembled with its short end towards the window.

Step 63: In case the window doesn't closed properly, please release the screws, adjust the profile and tighten the screw.

Step 72: Please note you should insert the screws and leave as is as shown in the circular enlargements

Step 77: Choose the appropriate anchoring according to the existing base. screws and masonry anchors are not supplied.

Important Recommendations

- **Firmly connect the greenhouse to a level position immediately after completion of the assembly.**
- **In order to anchor the greenhouse use the designated manufacturer anchoring kit.**
- **Anchoring the greenhouse can also be done by drilling the base profiles and fastening it to the ground using ground screws or spikes (screws and spikes are not supplied).**
- **Tighten all screws once assembly is completed.**
- **Please note: Anchoring this product to the ground is essential to its stability and rigidity. It is required to complete this stage in order for your warranty to be valid.**

Note: all the extension module steps are marked with a dashed outline, should be performed during the greenhouse assembly process.

- Screws 411 and nuts 412 are used throughout the assembly process.
- Screws 411 are to be assembled from the outside and nuts 412 from the inside of the greenhouse.
- If not specified otherwise, do not fasten screws and nuts (411 & 412) more than 2-3 turns only. Do not tighten them until completion of the panels' assembly. These 2 icons indicate if screws' tightening is required or not.
- However, in some steps, temporary tightening of a few screws may be needed to prevent a profile from falling.



82750_L_16.10_RF_V5_MV_2.2

IMPORTANT !
Veuillez lire attentivement ces instructions avant de commencer à monter votre serre.
Conservez ces instructions en lieu sûr pour toute consultation ultérieure.

» Service clientèle

Pour toute assistance concernant le montage de la serre ou ses pièces de rechange – veuillez consulter notre site Internet ou appeler notre service technique (dont le numéro de téléphone figure sur la couverture de la brochure).Pour en savoir plus, n'hésitez pas à visiter notre site Internet : www.palramapplications.com

» Consignes de sécurité

- Très important ! Veuillez suivre scrupuleusement les instructions de cette brochure et réaliser les étapes dans l'ordre énoncé.
- Nous recommandons vivement le port de gants de protection pendant le montage.
- Portez toujours des chaussures de travail et des lunettes de protectrion lorsque vous travaillez des pièces en aluminium extrudé.
- Lors de l'utilisation d'une échelle ou d'outils électriques, assurez-vous de bien suivre les consignes de sécurité du fabricant.
- Veillez à ne pas toucher de câbles aériens avec les profilés en aluminium.
- N'essayez pas de monter la serre s'il y a du vent ou s'il fait humide.
- Jetez tous les sacs en plastique en appliquant les règles de sécurité et maintenez-les hors de portée des jeunes enfants.
- Eloignez les enfants de la zone d'assemblage.
- Ne vous appuyez pas contre la serre et ne la poussez pas pendant le montage.
- Ne positionnez pas la serre dans un endroit trop exposé au vent.
- N'essayez pas de monter la serre si vous êtes fatigué, si vous êtes sous l'effet de drogues, de médicaments ou d'alcool ou encore si vous êtes sujet aux vertiges.
- Les objets chauds tels qu'un barbecue, un chalumeau ou autre article ayant été récemment utilisés, ne doivent pas être rangés dans la serre.
- Avant de planter les piquets, assurez-vous qu'aucun tuyau ni câble n'est enterré à l'endroit sélectionné pour l'installation.
- Ce produit a été conçu pour être principalement utilisé comme serre.

» Entretien & Maintenance

Pour nettoyer votre serre, utilisez une solution détergente douce et rincez à l'eau claire et froide. NE PAS utiliser d'acétone ni de produits nettoyants ou autres détergents spéciaux pour nettoyer les panneaux clairs. Il est recommandé de vérifier régulièrement que les couvre-joints des panneaux du toit sont bien en place (pièces en plastique 329 & profilé 981).

» Outils & Equipement (non fournis)

- Mètre (ruban)
- Gants de travail
- Lubrifiant / Spray silicone
- Tournevis cruciforme (Phillips)
- Nivellement
- Maillet en caoutchouc
- Clé à molette/anglaise
- Escabeau
- T001 – outil spécial pour vis 411 et écrous 412



» Avant le montage

- ☑ Choisir un endroit :
  - La serre doit être positionnée et fixée sur une surface plane et horizontale.
  - Choisissez un endroit ensoleillé loin des arbres en saillie.
- ☑ Nous vous recommandons fortement de sécuriser cette serre directement à une fondation en béton solide. Utilisez les trous pré-percés dans la base métallique au moment de le faire.
- ☑ Il s´agit d›un assemblage multi parties qu´il vaut mieux réaliser à deux. Comptez au moins une demi journée pour le processus de montage.
- ☑ Retirez tous les composants des paquets. Triez les éléments et vérifiez la liste. Les éléments doivent se trouver à portée de main.
- ☑ Gardez touts les petits éléments (vis etc.) dans un bol pour ne pas les perdre.
- ☑ Veuillez noter que des coupes multi faces sont utilisées dans cette serre. C´est pourquoi certains trous dans les coupes ne sont pas utilisés pendant le montage.
- ☑ Veuillez vérifier toutes les instructions avant de commencer. Procédez aux étapes de montage dans l›ordre exact.
- ☑ Les instructions de montage du Kit d'extension sont incluses dans ce ME. Il est possible d'acheter un ou plusieurs kits.
- ☑ Certaines des étapes et commentaires (marqués) ne concernent que le Kit d'extension.

» Notes pendant le montage

- Utilisez le spray lubrifiant silicone pour vous aider à faire glisser les panneaux dans les coupes.
- Ne pulvérisez pas les panneaux en polycarbonate.
- Utilisez un maillet en caoutchouc si besoin.
- Peler le film recouvrant le panneau.

Assurez-vous que vous l'installez avec le côté protégé contre les UV vers le haut.

Pendant le montage, vous verrez l'icône dinformation, veuillez-vous référer à la phase de montage correspondante pendant des commentaires et une assistance supplémentaires.

Étape 13 : Serrer les vis une fois la poutre arrière est posée convenablement **(schéma b)**

Etape 51 : Choisir la place de la fenêtre avant le montage. Les fenêtres peuvent être installées à l'une des quatre (4) possibilités indiquées.

Si vous avez acheté un Kit d'extension, veuillez noter que la pièce **7316** devrait être assemblée avec son extrémité courte orientée vers la fenêtre.

Etape 63 : Dans le cas où la fenêtre ne ferme pas correctement, veuillez desserrer les vis, ajuster le profil, et de nouveau resserrer les vis.

Étape 72: Veuillez noter que vous devez insérer les vis et les laisser tel que montré dans les agrandissements figurant dans les cercles.

Étape 77 : Choisissez l'ancrage approprié en fonction de la base existante. Les vis et chevilles de maçonnerie ne sont pas fournies.

⚠ Recommandations importantes

- **Immédiatement après avoir terminé l'assemblage, fixez solidement la serre en position finale, parfaitement horizontale.**
- **Utilisez le kit de fixation du fabricant pour fixer la serre.**
- **Pour fixer la serre au sol, vous pouvez également percer les profilés de la base puis les fixer à l'aide de vis ou de clous pour fondation (non fournis).**
- **Serrez toutes les vis après avoir achever l'assemblage.**
- **Veuillez noter: cette étape d›ancrage du produit au sol est essentielle à sa stabilité et à sa rigidité, elle est de plus nécessaire pour assurer la validité de votre garantie.**

Remarque : Toutes les étapes de module d›extension sont marquées avec un contour en pointillés dans l›intégralité du processus d›assemblage du serre de jardin.

Les vis 411 et écrous 412 servent tout au long de la procédure.
- Les vis 411 se placent à l'extérieur et les écrous 412 à l'intérieur de la serre.
- Ne serrez les vis et écrous (411 & 412) que de 2 à 3 tours, pas plus. Ne les serrez pas tant que l'assemblage n'est pas complètement terminé, sauf indication contraire.
- Cependant, la réalisation de certaines étapes peut nécessiter le serrage provisoire de quelques vis pour empêcher un profilé de tomber en attendant qu'il soit entièrement intégré à l'ensemble de la structure dans les étapes suivantes.

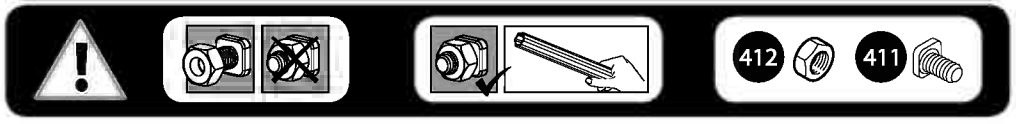

IMPORTANTE
Por favor, lea estas instrucciones cuidadosamente antes de empezar a montar este invernadero.

Mantenga estas instrucciones en un lugar seguro para referencia futura.

» Servicio de Ayuda al Cliente

Para obtener ayuda con el montaje o para las piezas de recambio - por favor entre a nuestro sitio web o llame a nuestra línea de servicio (el número está en la página de título).

Información adicional se puede encontrar en nuestro sitio web:
www.palramapplications.com

» Consejo de Seguridad

- Es de suma importancia montar todas las partes de acuerdo con las instrucciones. No se salte ningún paso.
- Recomendamos firmemente el uso de guantes de trabajo durante el montaje.
- Use siempre zapatos y gafas de seguridad al trabajar con aluminio extruido.
- Al usar una escalera plegable o herramientas eléctricas asegúrese de que sigue las instrucciones de seguridad de los fabricantes.
- No toque los cables eléctricos aéreos con los perfiles de aluminio.
- No intente montar el invernadero en días de viento o días con humedad.
- Disponga todas las bolsas plásticas en lugar seguro - guárdelas fuera del alcance de niños.
- Mantenga a los niños fuera del área de montaje.
- No se apoye ni empuje el invernadero durante la construcción.
- No coloque su invernadero en un área expuesta al viento excesivo.
- No intente montar este invernadero si usted está cansado, ha tomado drogas o alcohol o si usted es propenso a ataques de mareo.
- Artículos calientes recientemente usados tales como parrillas, sopletes etc. no deben ser almacenados en el invernadero. Asegúrese de que no haya ninguna tubería o cables ocultos en la tierra antes de insertar las clavijas.
- Este producto fue diseñado para ser utilizado principalmente como un invernadero.

» Cuidados & Mantenimiento

Cuando su invernadero necesite limpieza, utilice una solución detergente suave y enjuague con agua limpia fría. NO UTILICE acetona, limpiadores abrasivos u otros detergentes especiales para limpiar los paneles. Se recomienda comprobar periódicamente que los paneles del techo>tapones (parte de plástico 329 y perfil 981) están colocados en el lugar.

» Herramientas & Equipos

- Escalera plegable
- Llave inglesa ajustable/llave inglesa
- Cinta métrica
- Nivelador
- Guantes de trabajo
- Martillo grande
- Lubricante
- Llave inglesa
- T001 – Herramienta especial para Tornillos 411 y Tuercas 412



» Antes del Montaje

- ☑ Seleccionar un lugar:
  - El invernadero debe colocarse y fijarse en una superficie plana y nivelada.
  - Escoja una ubicación soleada y apartada de árboles que la cubran.
- ☑ Recomendamos encarecidamente que el invernadero se fije directamente sobre cimientos de cemento sólido. Para hacer esto, utilice los agujeros previamente taladrados en la base de metal.
- ☑ Este montaje consta de varias partes y sería óptimo que lo realizasen dos personas. El proceso de montaje llevará alrededor de medio día.
- ☑ Extraiga todas las piezas de componentes de sus embalajes. Ordene las piezas y compruebe que están todas usando la lista de contenidos. Las piezas deberían colocarse cerca y tenerlas a mano. Ponga las piezas pequeñas (p. ej. tornillos) en un bol para no perderlas.
- ☑ Por favor, tenga en cuenta que este invernadero incluye perfiles con múltiples superficies. Como resultado, algunos de los agujeros de los perfiles no se utilizan durante el montaje.
- ☑ Por favor, revise todas las instrucciones antes de empezar. Siga los pasos del montaje en el orden exacto.
- ☑ Las instrucciones de montaje del Kit de extensión están incluidas en este IM. Se puede comprar un kit o más.
- ☑ Algunos de los pasos y los comentarios (marcados) se refieren solo al Kit de extensión.

» Notas durante el montaje

- Pelar la película que cubre el panel. Asegúrese de instalar con el lado con protección UV para arriba.
- Puede utilizar spray lubricante de silicona para ayudarle a deslizar los paneles en los perfiles.
- No aplique spray sobre los paneles de policarbonato.

Cuando vea el icono de información, por favor, acuda al paso de montaje correspondiente para ver comentarios y asistencia adicional.

Paso 13: Una vez la viga trasera esté colocado como corresponde **(diagrama b)** apriete los tornillos

Paso 51: Antes de montarla, decida el lugar para la ventana. Las ventanas se pueden montar de acuerdo a una de las 4 opciones indicadas.

Si ha comprado un Kit de extensión, por favor, tenga en cuenta que la pieza 7316 debe montarse de modo que el extremo corto esté hacia la ventana.

Paso 63: En caso de que la ventana no esté alineada correctamente, afloje, por favor, los tornillos, ajuste el perfil y vuelva a apretar los tornillos.

Paso 72: tenga en cuenta que deberá introducir los tornillos y dejarlos en las ampliaciones circulares tal como se ha mostrado.

Paso 77: Elija el anclaje adecuado de acuerdo a la base existente. No se suministran los tornillos ni los anclajes de mampostería.

⚠ **Recomendaciones importantes**

- Ajuste firmemente el invernadero en una posición nivelada inmediatamente después de completar su montaje.
- Para anclar el invernadero, utilice el kit de anclaje indicado por el fabricante.
- También puede anclar el invernadero taladrando los perfiles de la base y atándolo al suelo mediante tornillos de tierra o estacas (tornillos y estacas no incluidos).
- Apriete todos los tornillos de montaje al completar.
- Por favor, tenga en cuenta: Anclar este producto al suelo es esencial para su estabilidad y rigidez. Es necesario completar esta fase para que su garantía sea válida.

Nota: todos los pasos del módulo de extensión están marcados con un contorno de trazos, y deben ser realizados durante el proceso de montaje del invernadero.

Los tornillos 411 y las tuercas 412 son usados durante todo el proceso de montaje.

- Los tornillos 411 deben ser montados desde el exterior y las tuercas 412 desde el interior del invernadero.
- No apriete los tornillos y tuercas (411 y 412) más de 23- vueltas. No los apriete hasta terminar el montaje de los paneles, a menos que orientado de otra manera.
- Sin embargo, en algún paso puede ser necesario apretar de forma temporal algunos tornillos para evitar que se caiga un perfil.

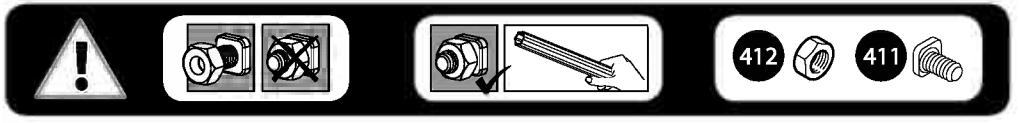

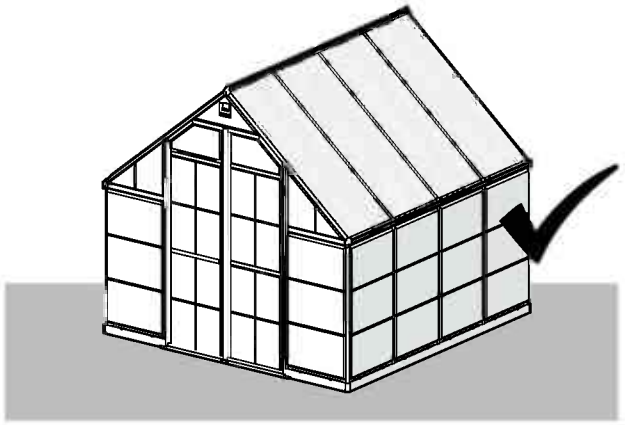





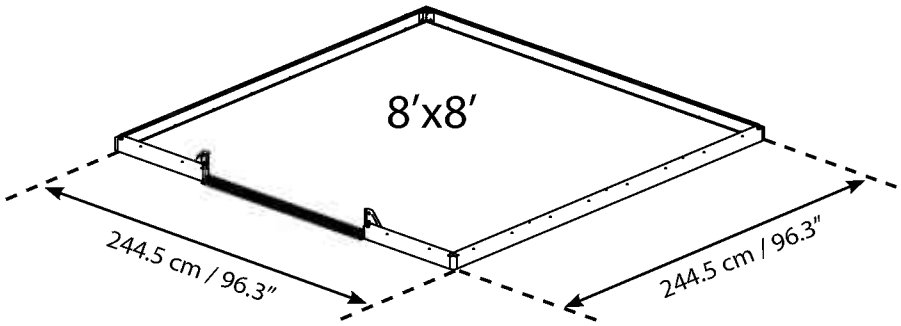
8′x8′
244.5 cm / 96.3″
244.5 cm / 96.3″

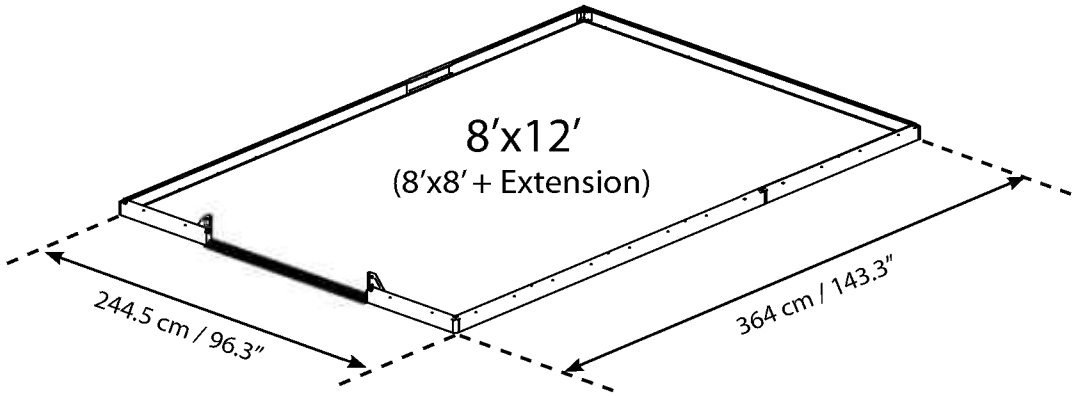
8′x12′
(8′x8′ + Extension)
244.5 cm / 96.3″
364 cm / 143.3″

Contents

Item	Qty.
983	1
7068	3
993	7
7073	6
7071	2
7875	2
7874	2
996	4
7076	4
7074	1
7075	1
8362	1

Item	Qty.
997	2
998	1
256	8
8361	4
7492	1
7488	1
8227	1

EN For assembly use only
DE Bitte NUR für die Montage verwenden
FR Utiliser seulement pour l'assemblage
SP Para el montaje utilizar sólo

Item	Qty.
989	1
990	1
991	1
992	2
999	4
981	8
984	2

318	21 (+3)
3017	2

Contents

Item		Qty.
8363		2
7599		3
7450		2
286	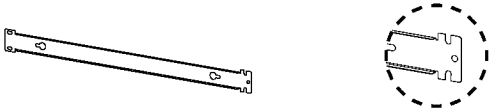	2
7064	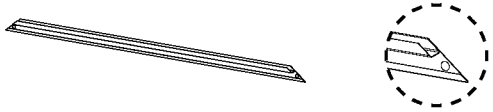	1
7062	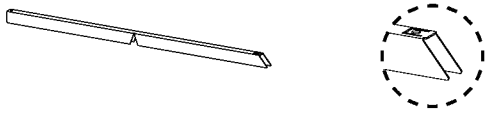	2
8254	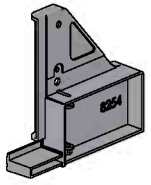	1
8255	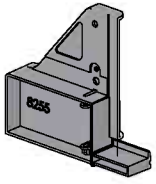	1

Item		Qty.
7602	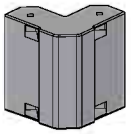	4
8231	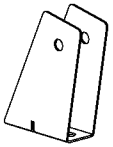	4
456	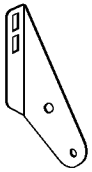	4
288	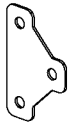	8
7065	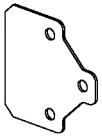	1
459	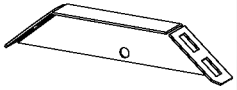	2
7504	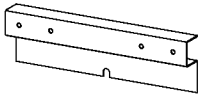	1

343		2
344R	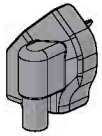	2
344L	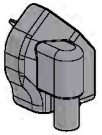	2
329	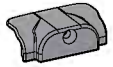	6
328		28 (+3)
462	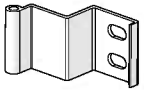	6
464		12
463		6
422		24
465		24

7083	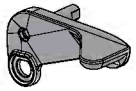	1
7084	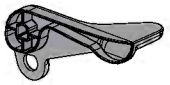	1
7085	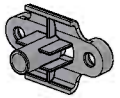	1
7086	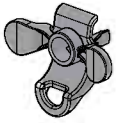	1
7088		1
423		1
8230	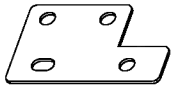	2
7871		2
7870		2

Contents

Item		Qty.
567	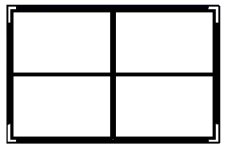	4
7453	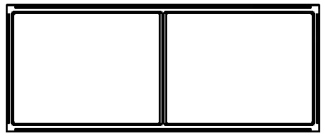	1
7011		14
570		1
7081	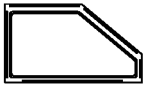	1
7080	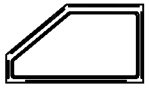	1
560	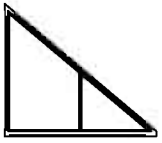	2
559	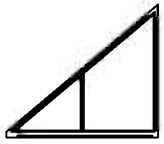	2
7452		1

Item		Qty.
586		1
7079		1
7078		7

99		1
22	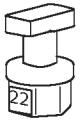	2
7009	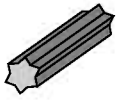	2 (+1)

Item		Qty.
411	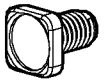	165 (+16)
8192	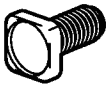	4
461		20 (+2)
466		32 (+3)
412		157 (+15)
4008		16 (+2)
450	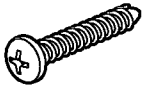	2
7442		24 (+2)
4043		6

7066	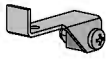	2
T001		1

Contents Extension Kit

Item	Qty.
7601	2
7597	2
8389	4
977	1
976	2
993	4
7073	4
8228	1
3017	2

EN For assembly use only
DE Bitte NUR für die Montage verwenden
FR Utiliser seulement pour l'assemblage
SP Para el montaje utilizar sólo

Item	Qty.
989	1
990	1
991	1
992	2
981	4
586	1
7079	1
7078	3
7011	4

Item	Qty.
7316	1
459	1
8231	2
456	2
288	2
07	1
08	2
457	2
318	8
99	1
22	2

Item	Qty.
411	58 (+6)
412	53 (+6)
461	8
466	16 (+2)
4008	6
7442	16 (+2)
4043	4
292	2
329	4
328	8 (+3)
7009	2 (+1)

1

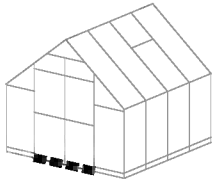

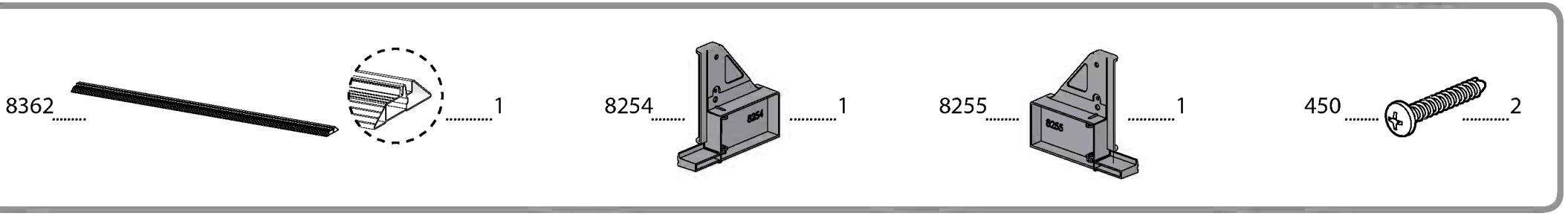

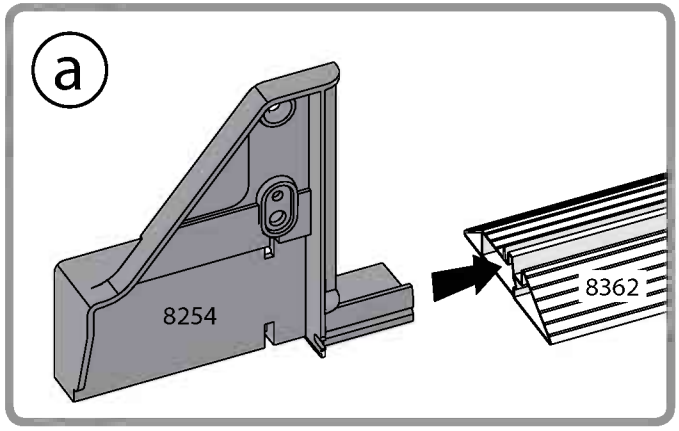

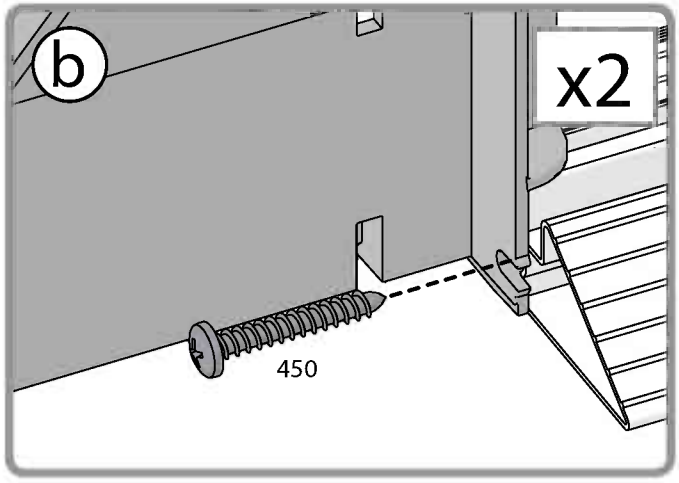



2

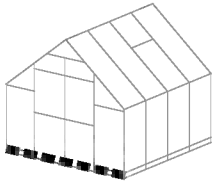

8363 2

7442 4

8192 4

466 4

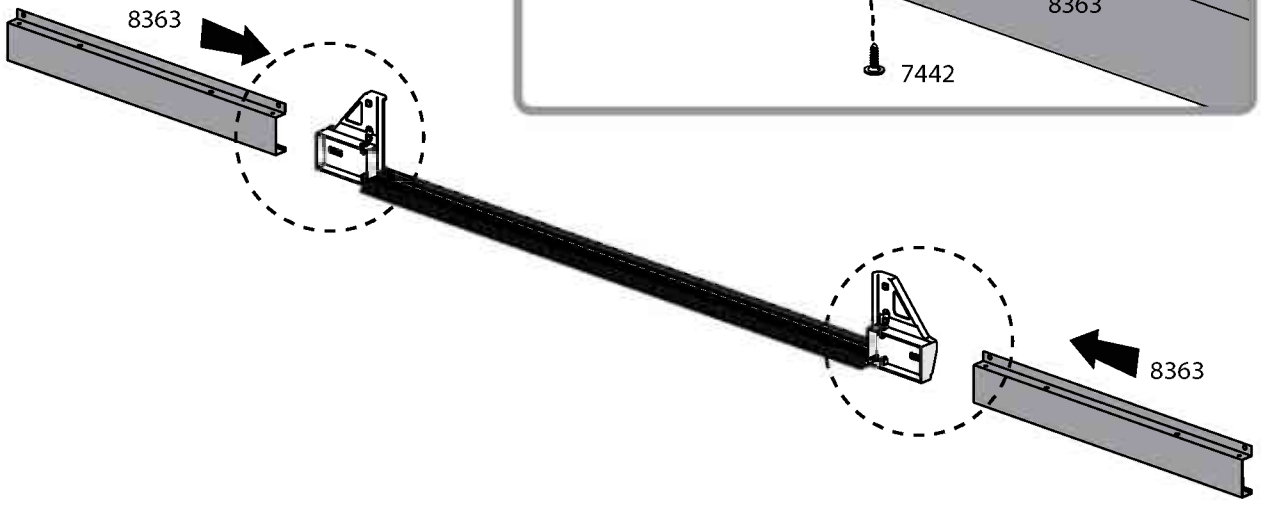

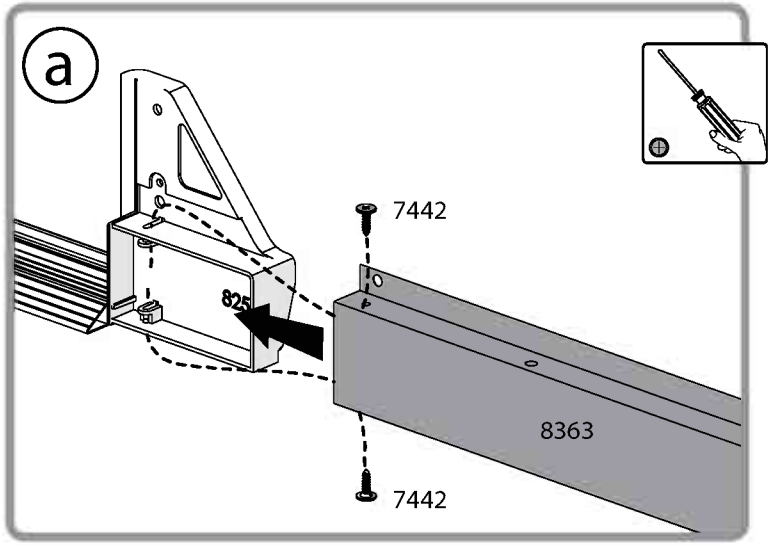

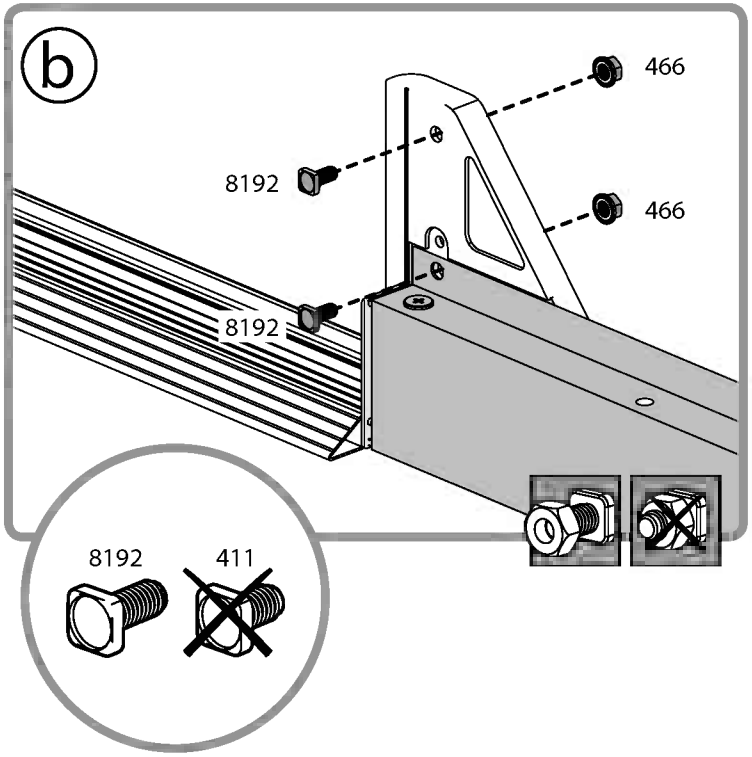

3 For Extension Kit Only

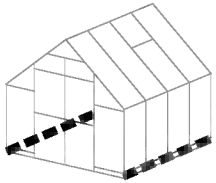

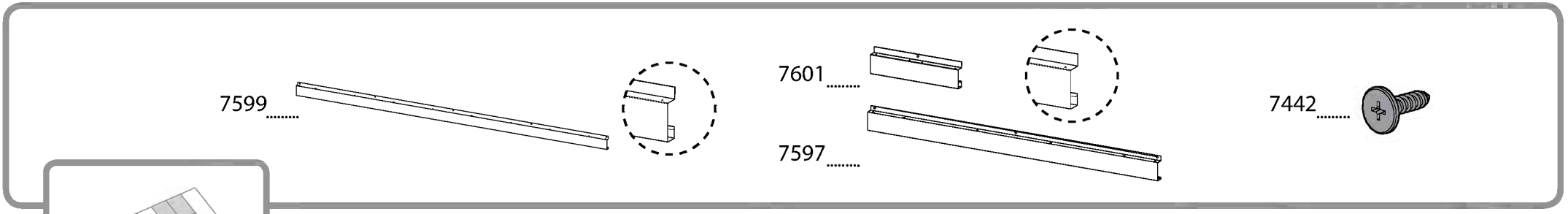

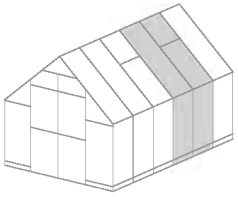

Extension Kit

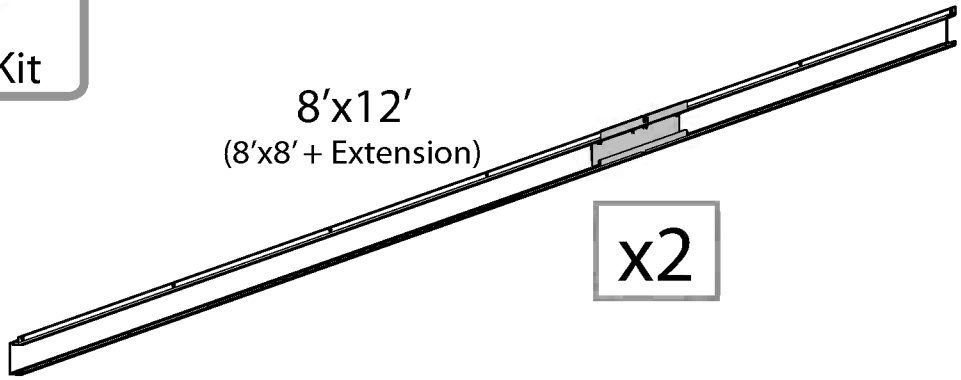

8'x12'
(8'x8' + Extension)

x2

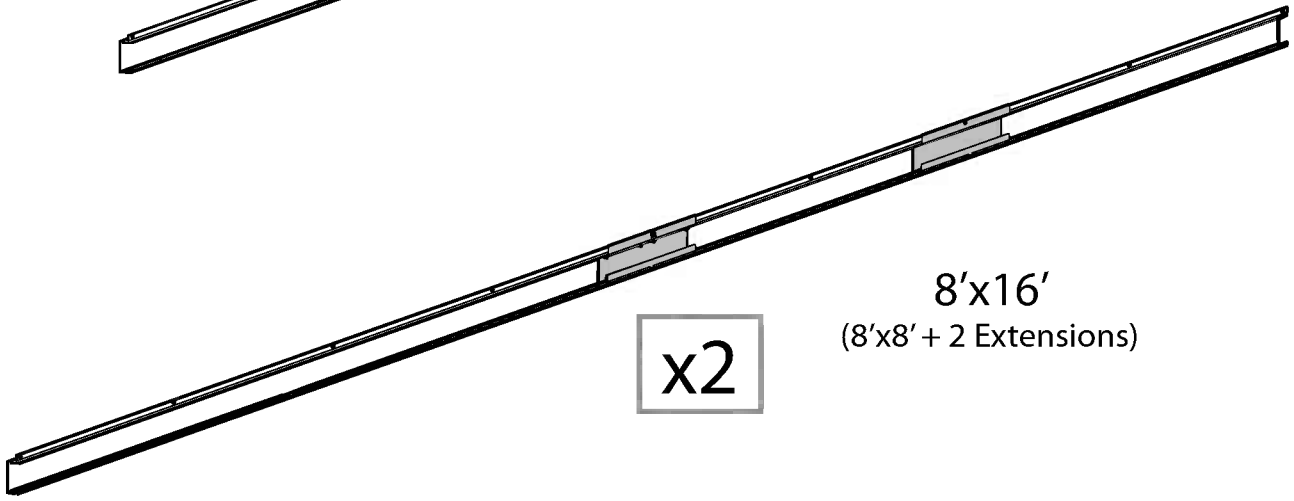

8'x16'
(8'x8' + 2 Extensions)

x2

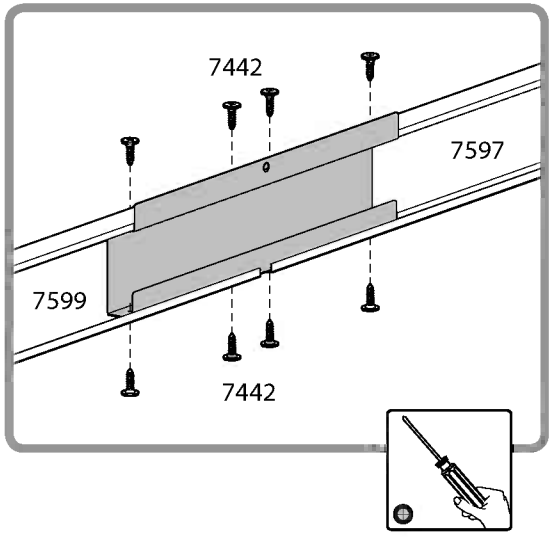

4

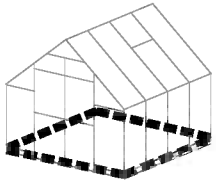

7602 ..... 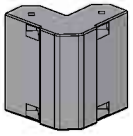 4

7599 ..... 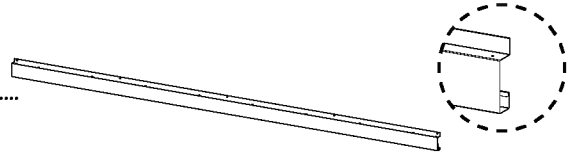 3

7442 16

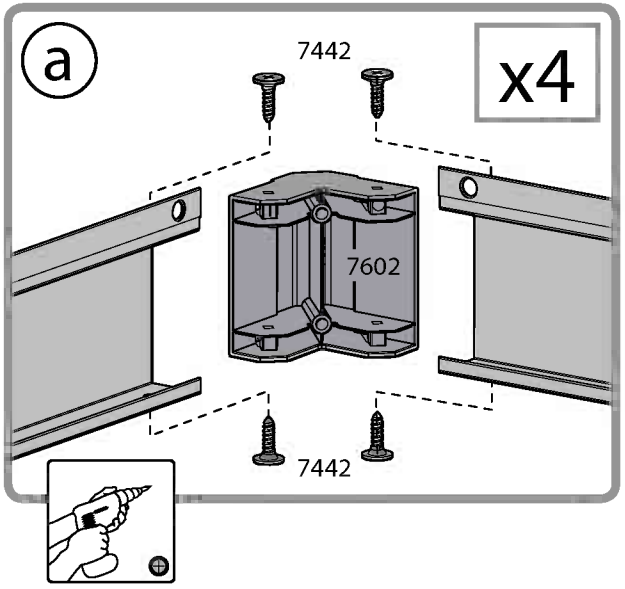

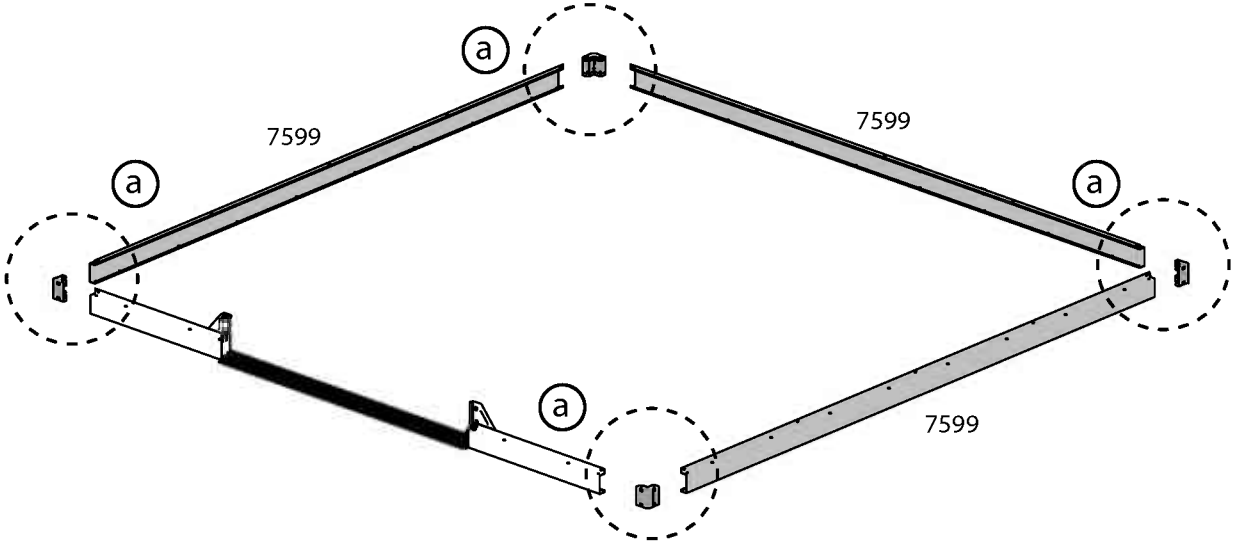

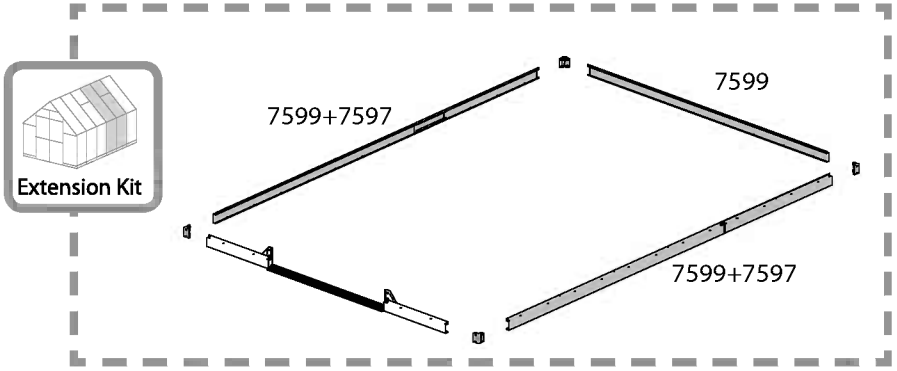

5

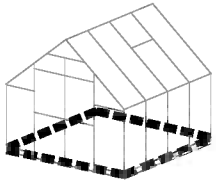

328..... 28

328..... +4

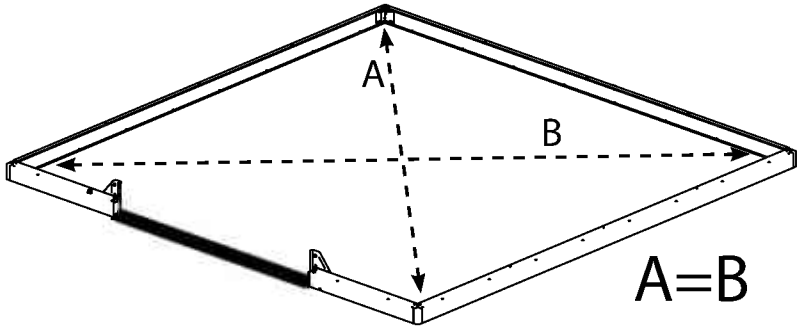

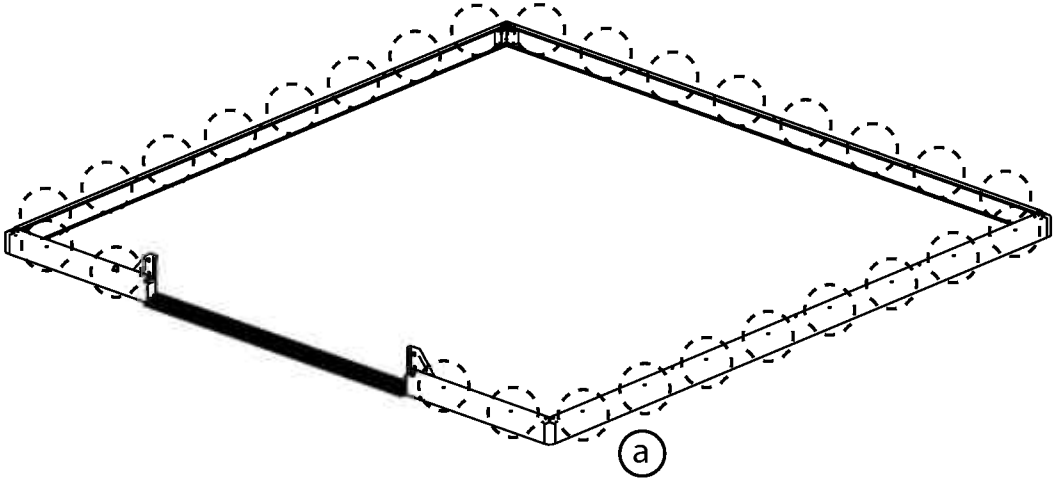

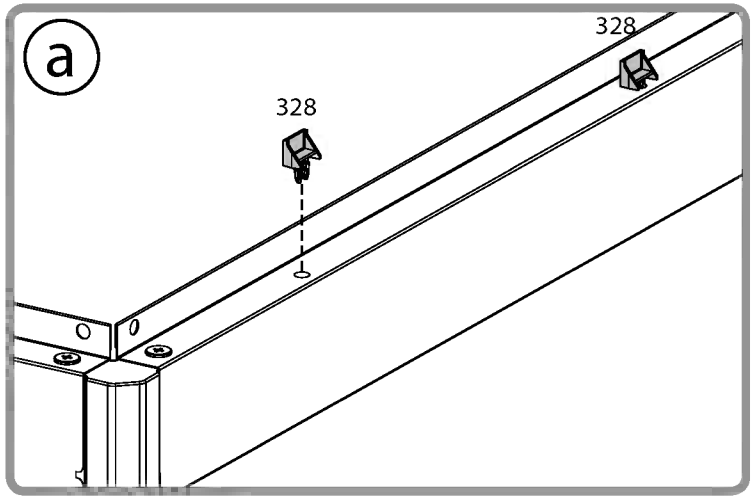

6

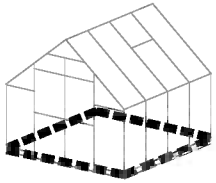

411 9

412 9

411 ..... +4

412 ..... +4

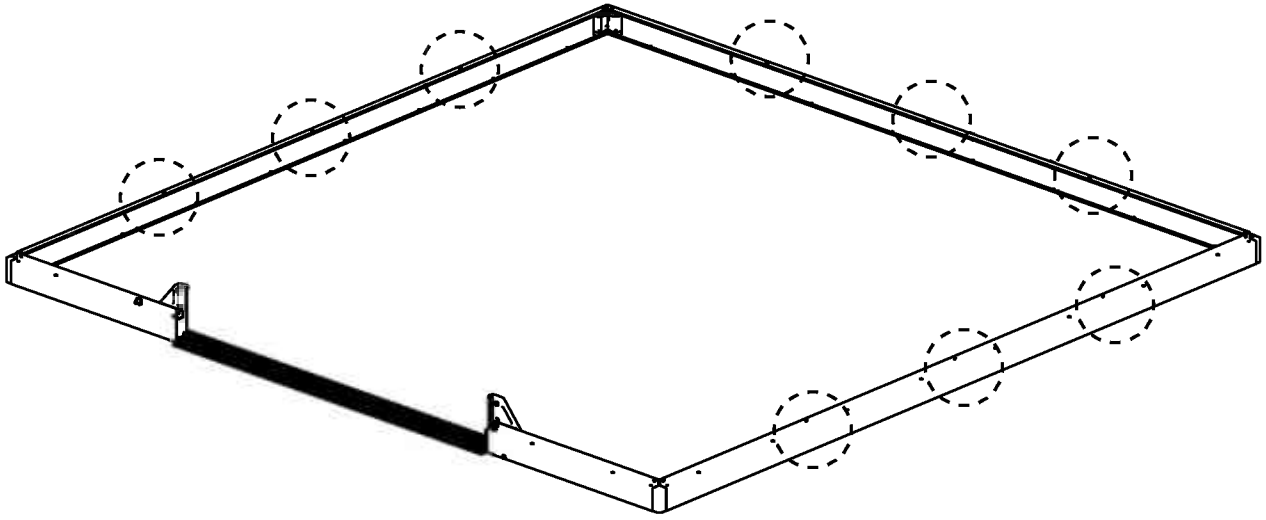

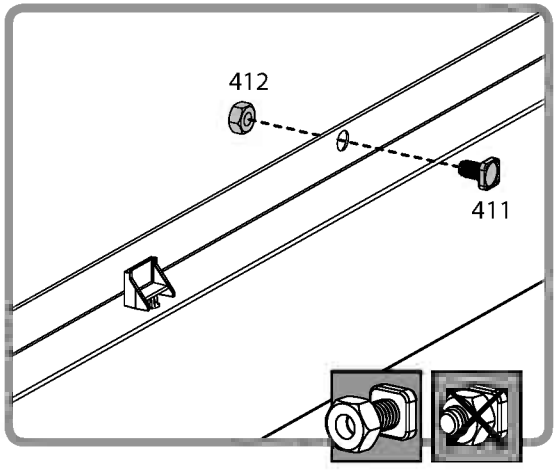

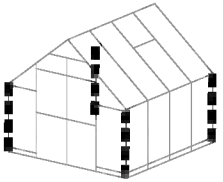

996 4

411 8

412 8

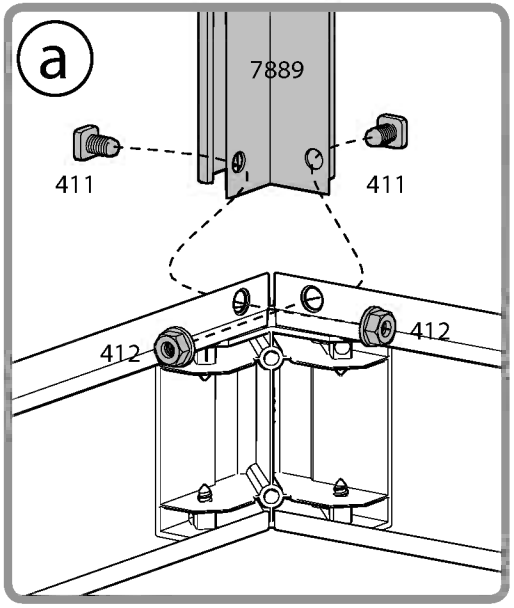

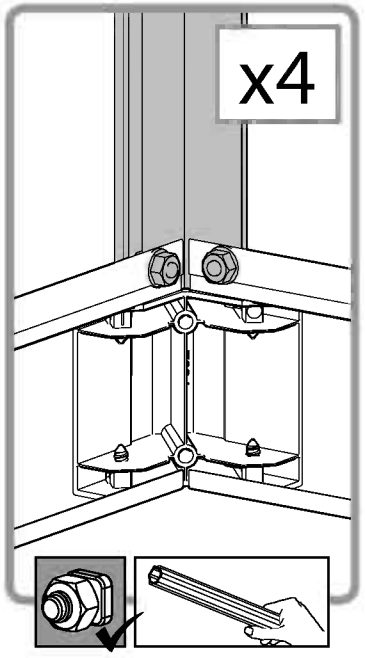

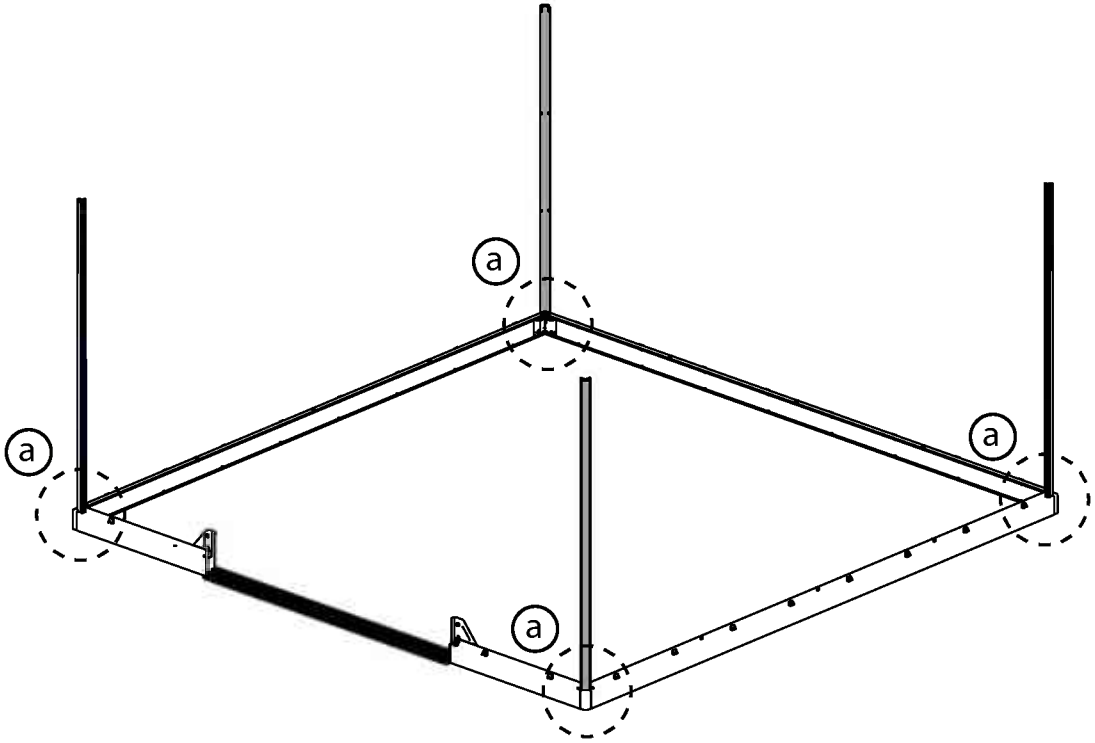

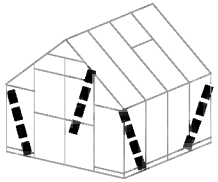

256
4
411
8
412
8

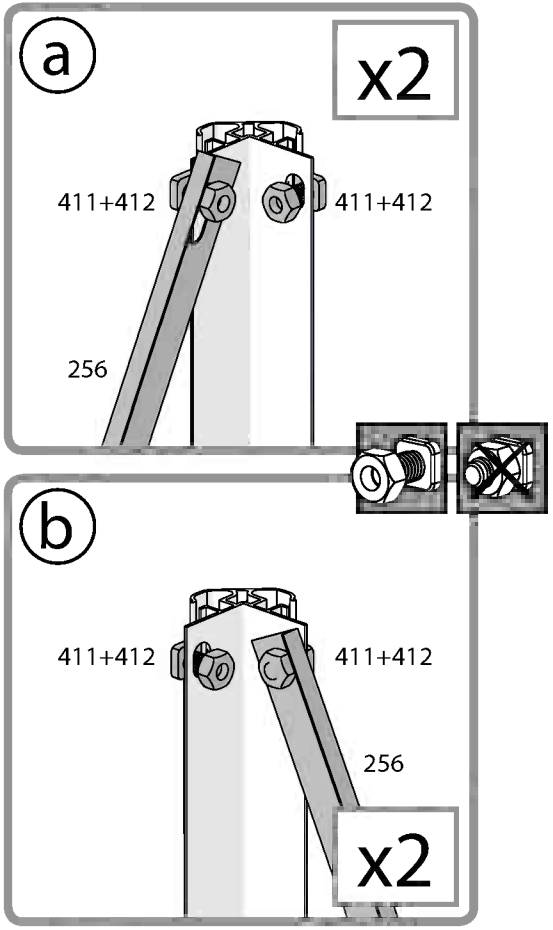
a
x2
411+412
411+412
256
b
411+412
411+412
256
x2

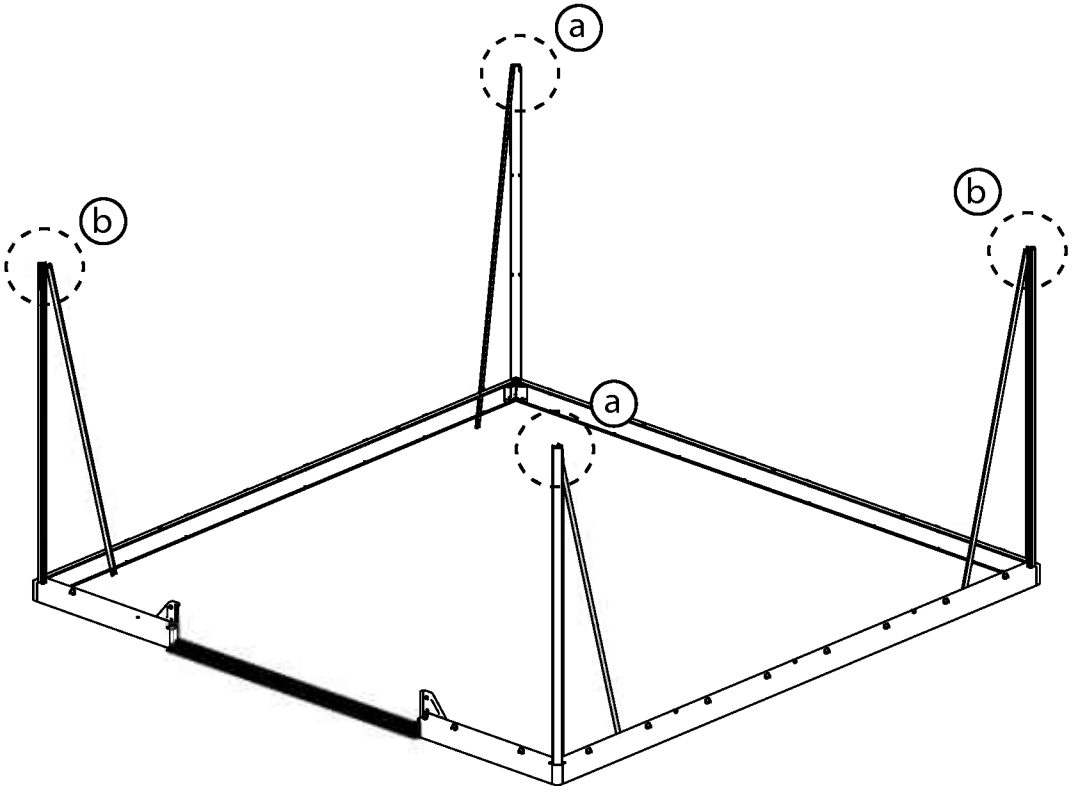
a
b
b
a

9

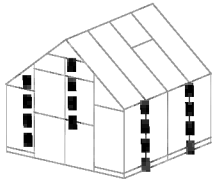

993 ..... 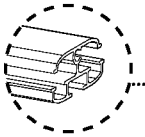 4

411 4

412 4

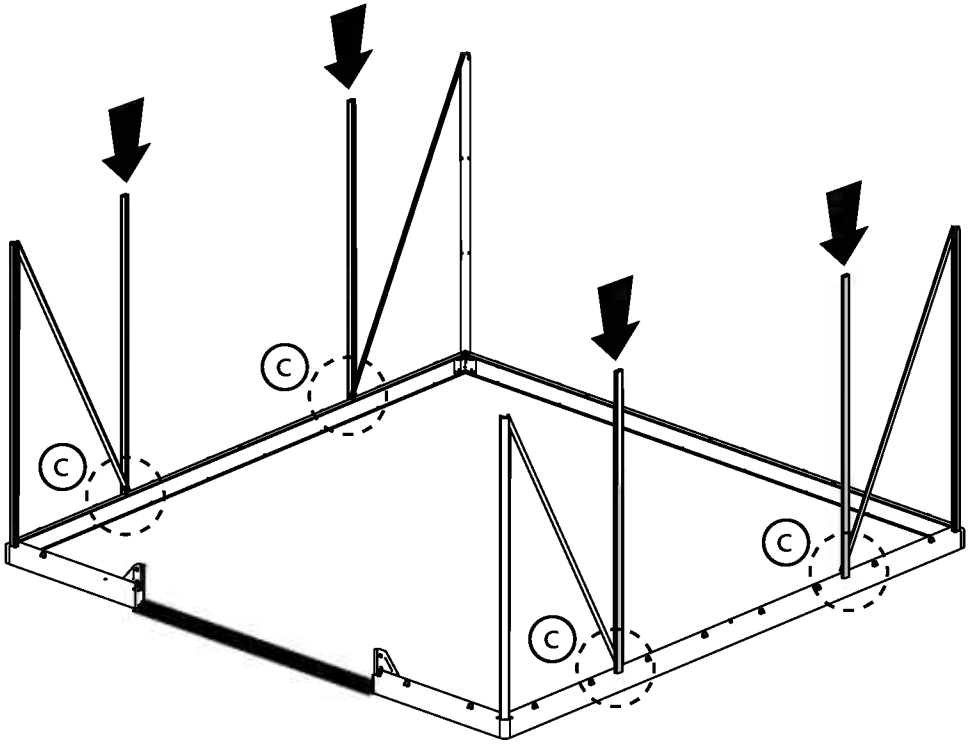

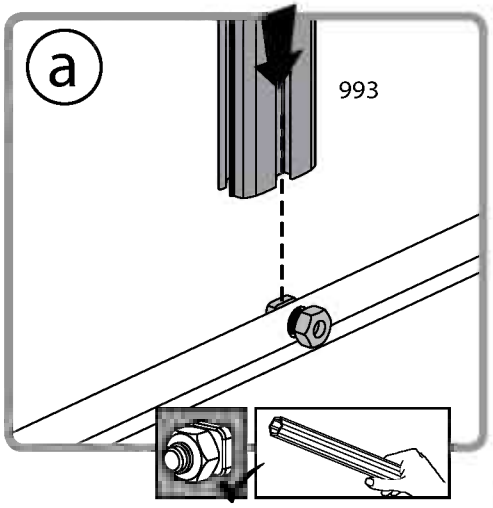

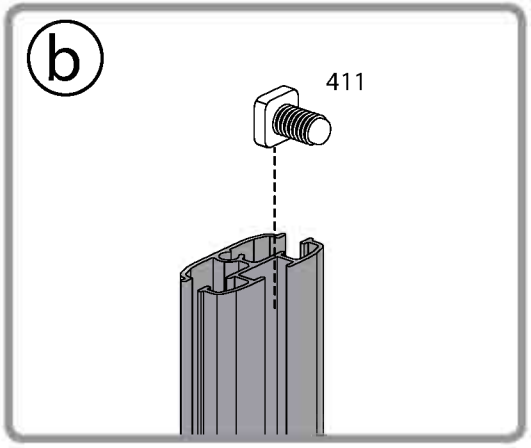

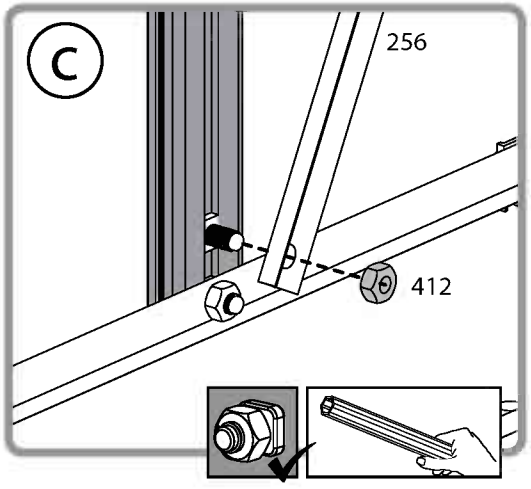

10

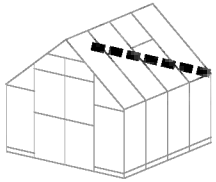

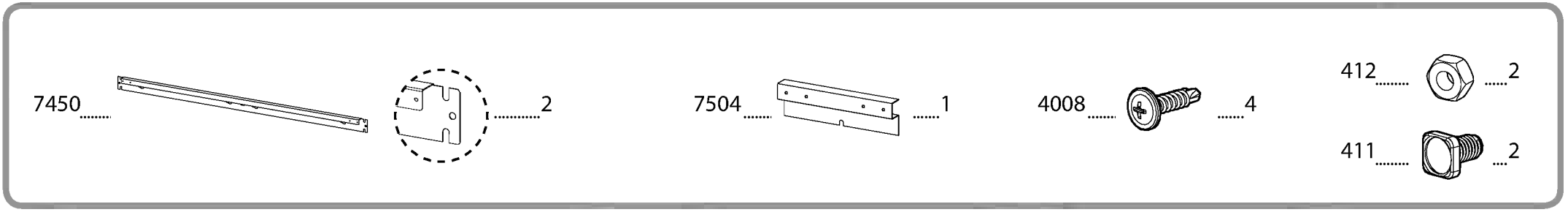
7450
2
7504
1
4008
4
412
2
411
2

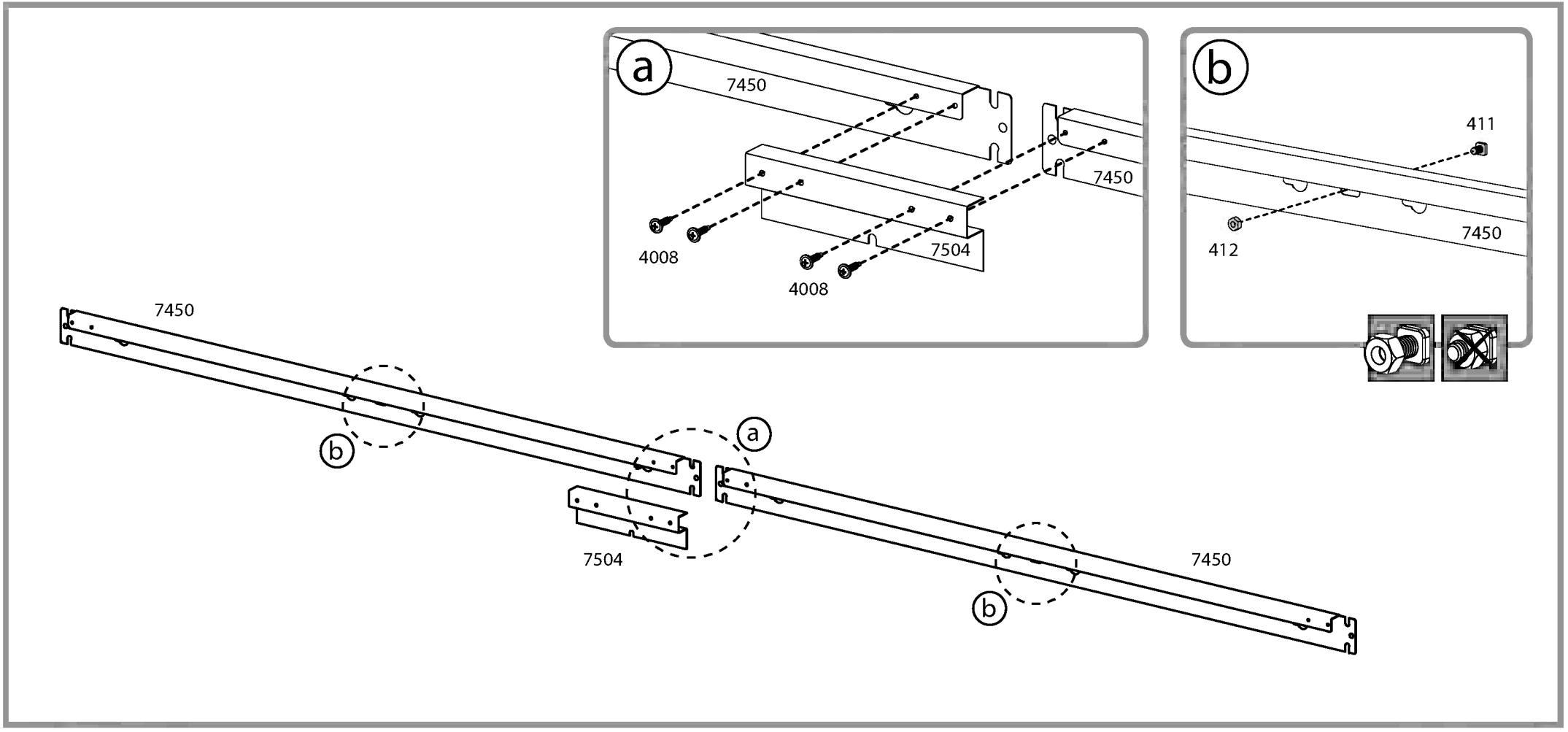
a
7450
7450
4008
4008
7504
b
411
412
7450
7450
b
a
7504
7450
b

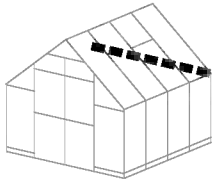

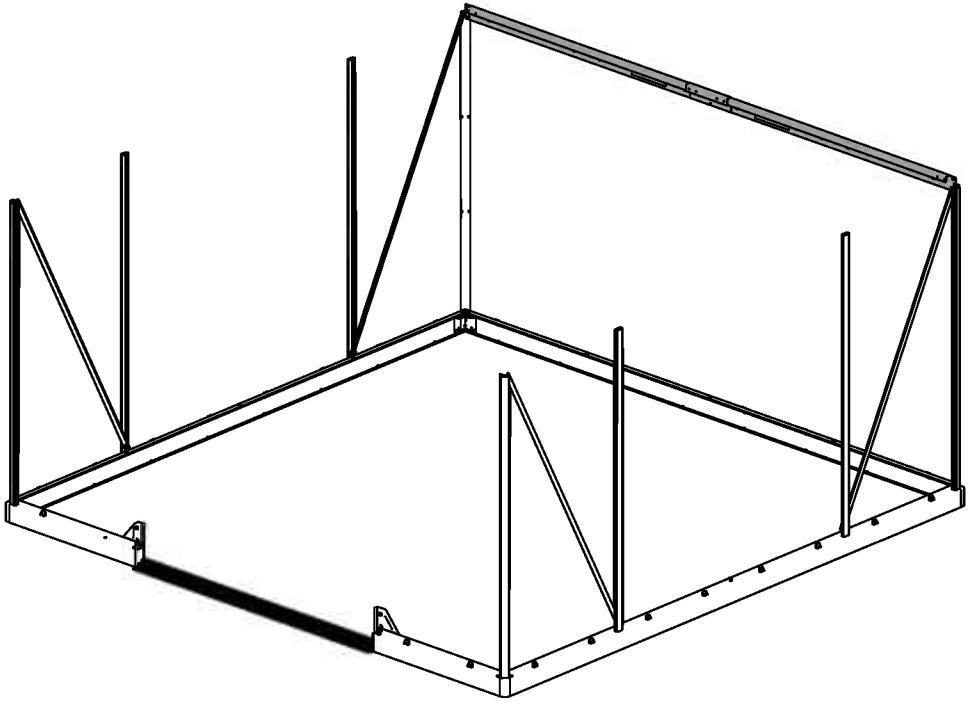

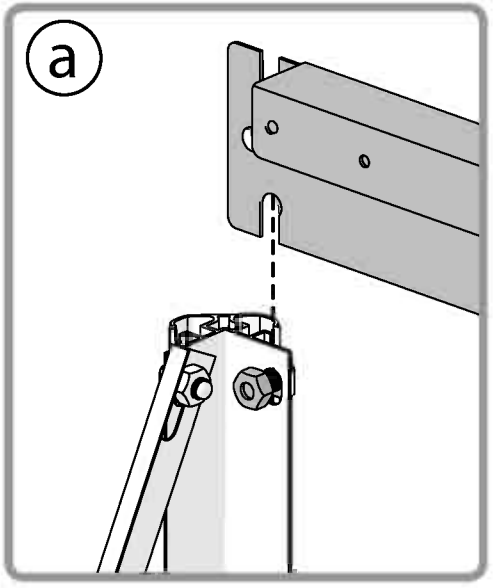
a

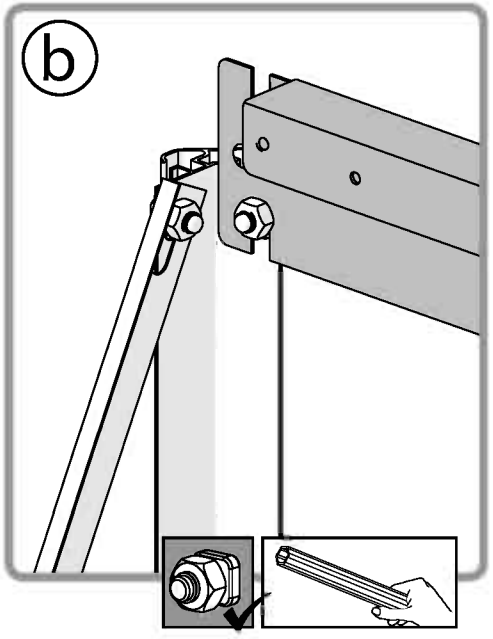
b

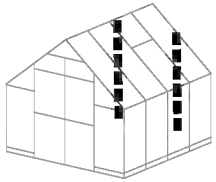

7071 2

411 2

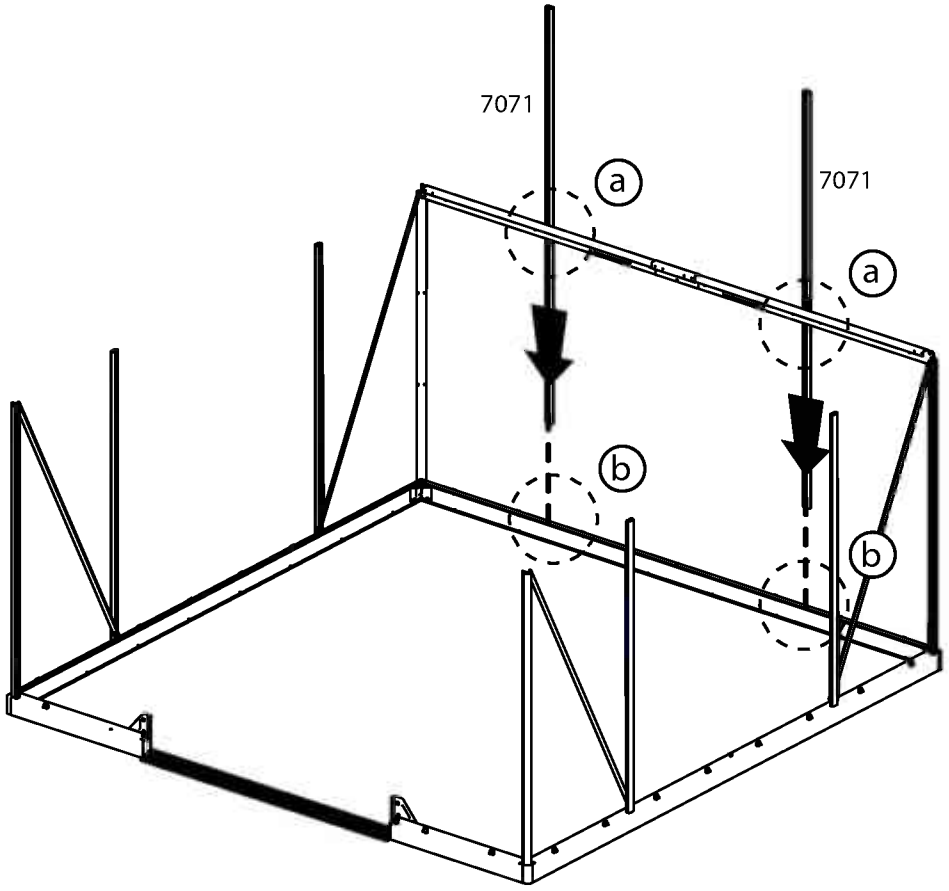

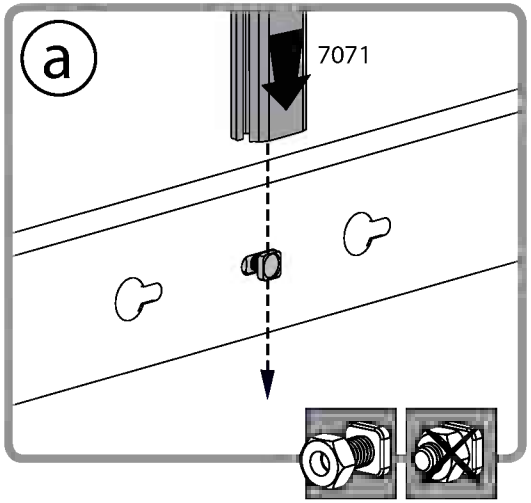

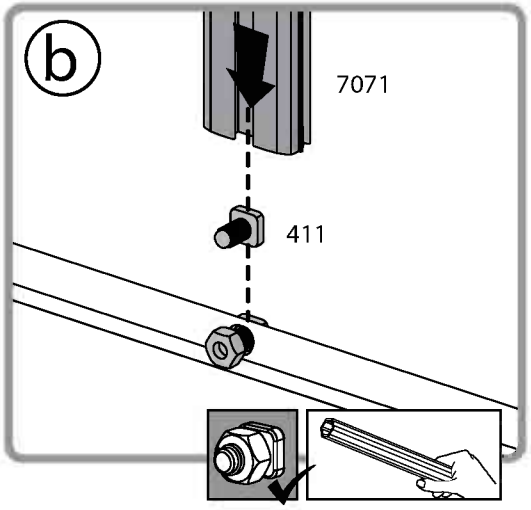

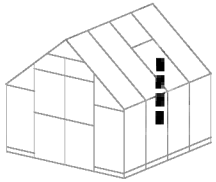

993 1

411 1

412 1

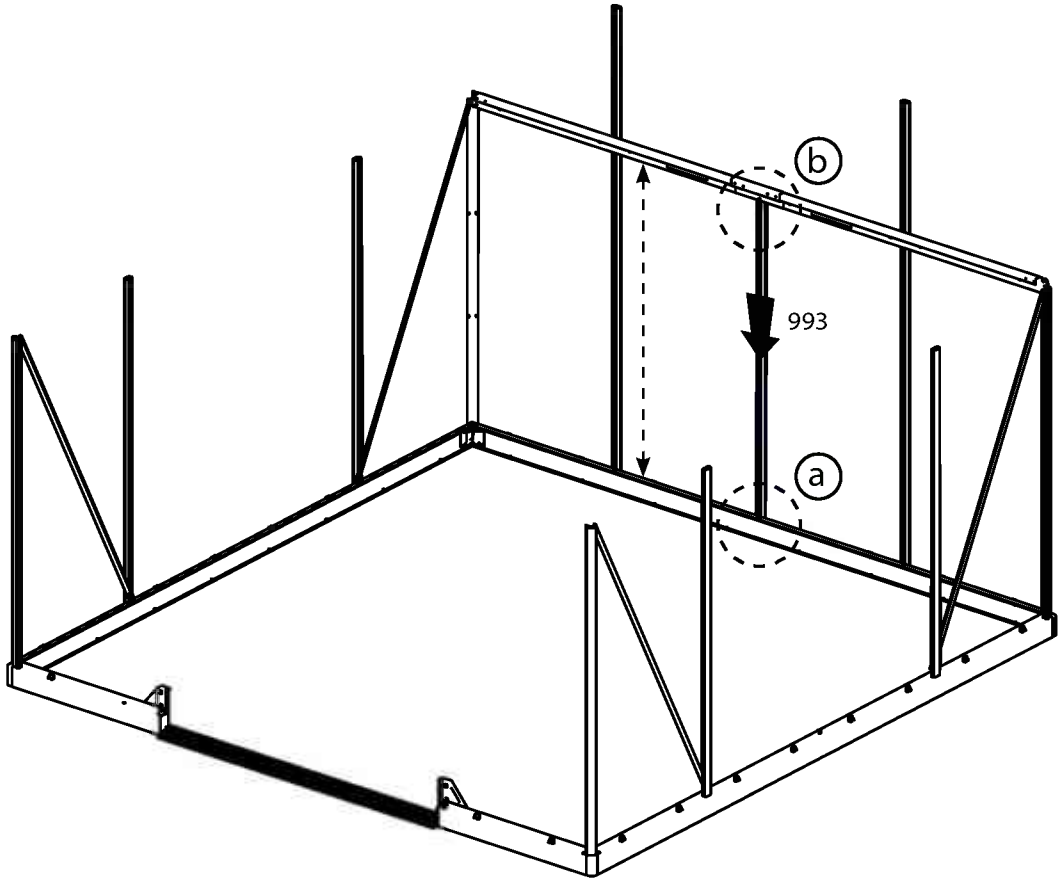

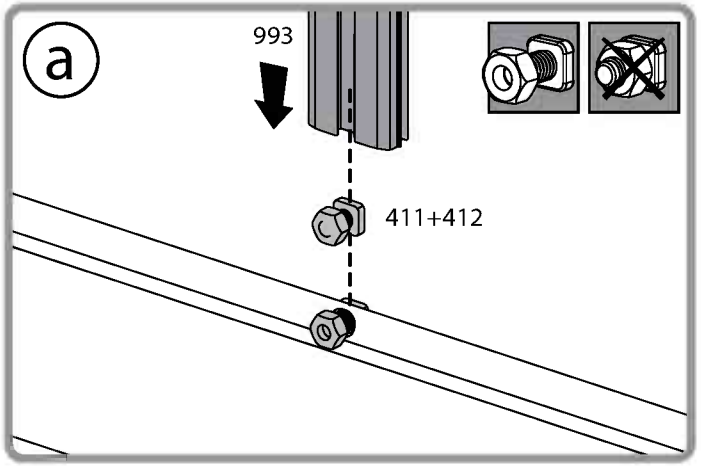

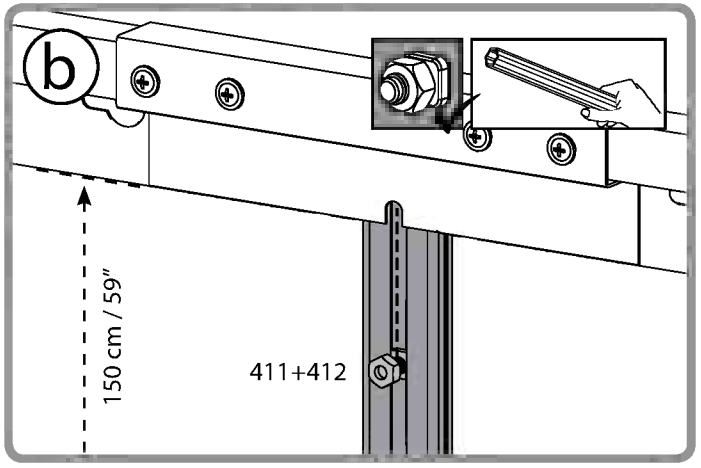

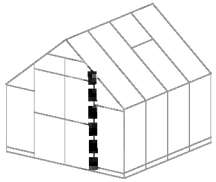

7074 1

411 1

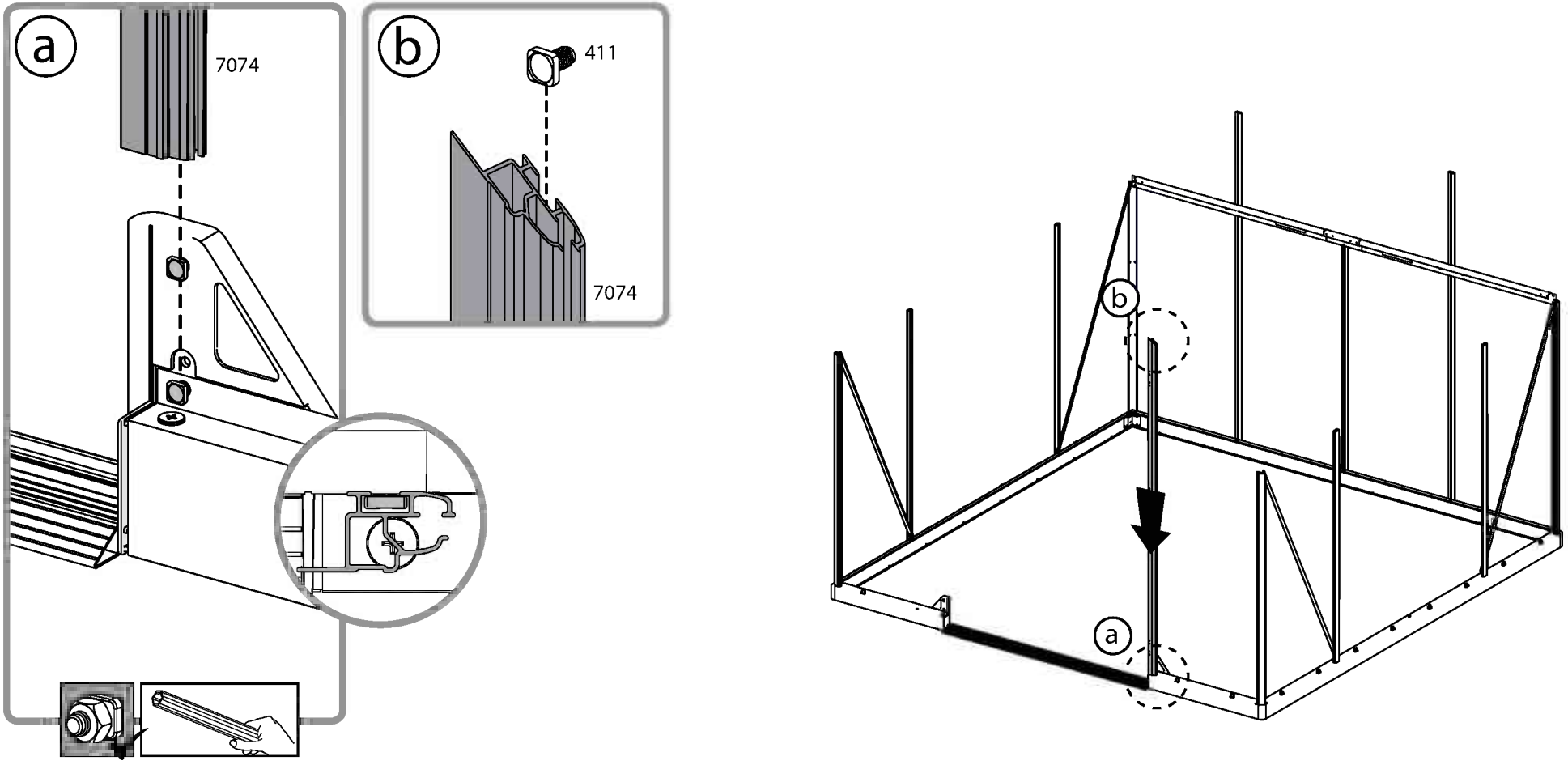

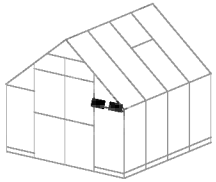

286 1

411 2

412 2

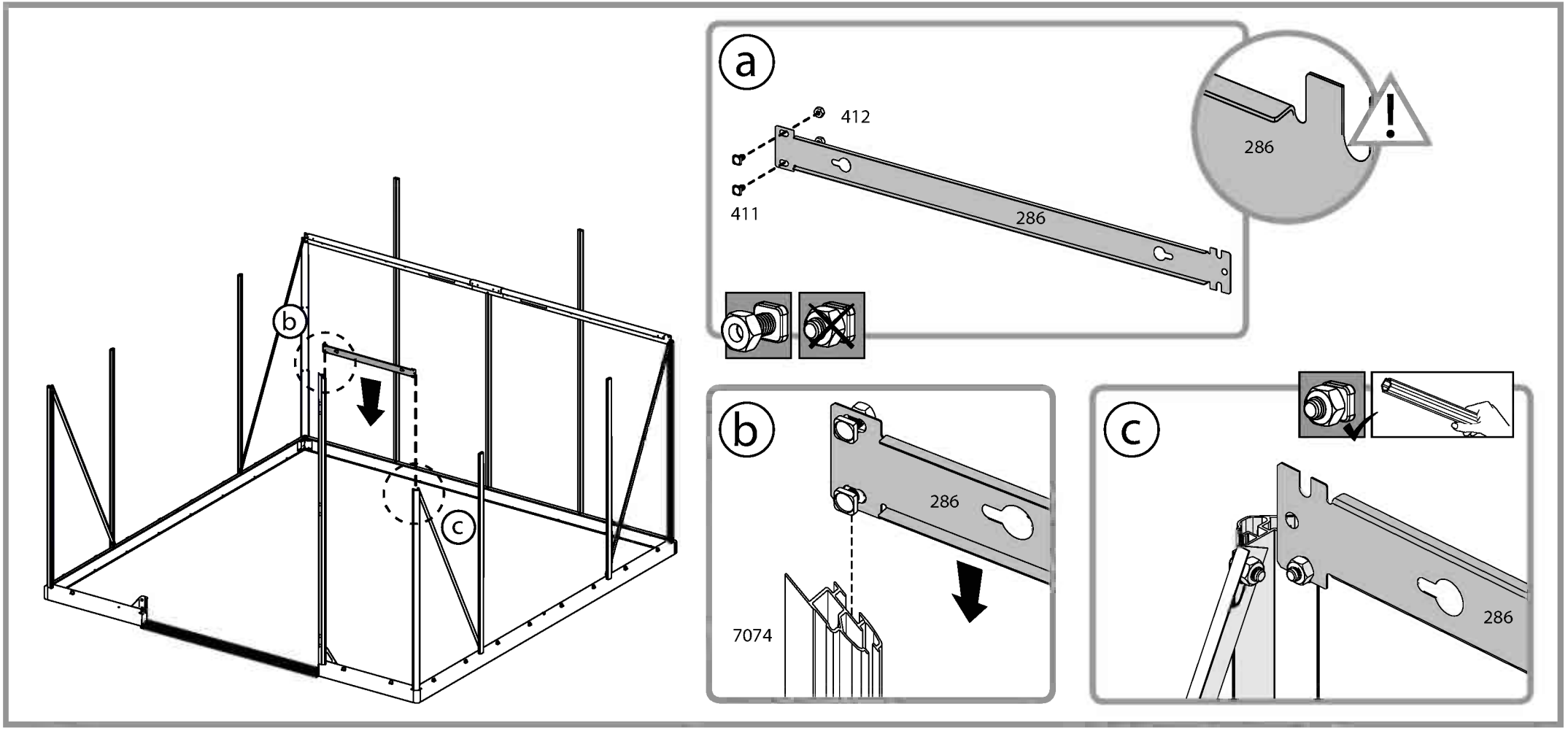

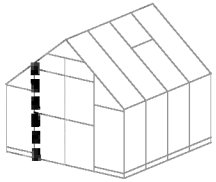

7075 1

411 1

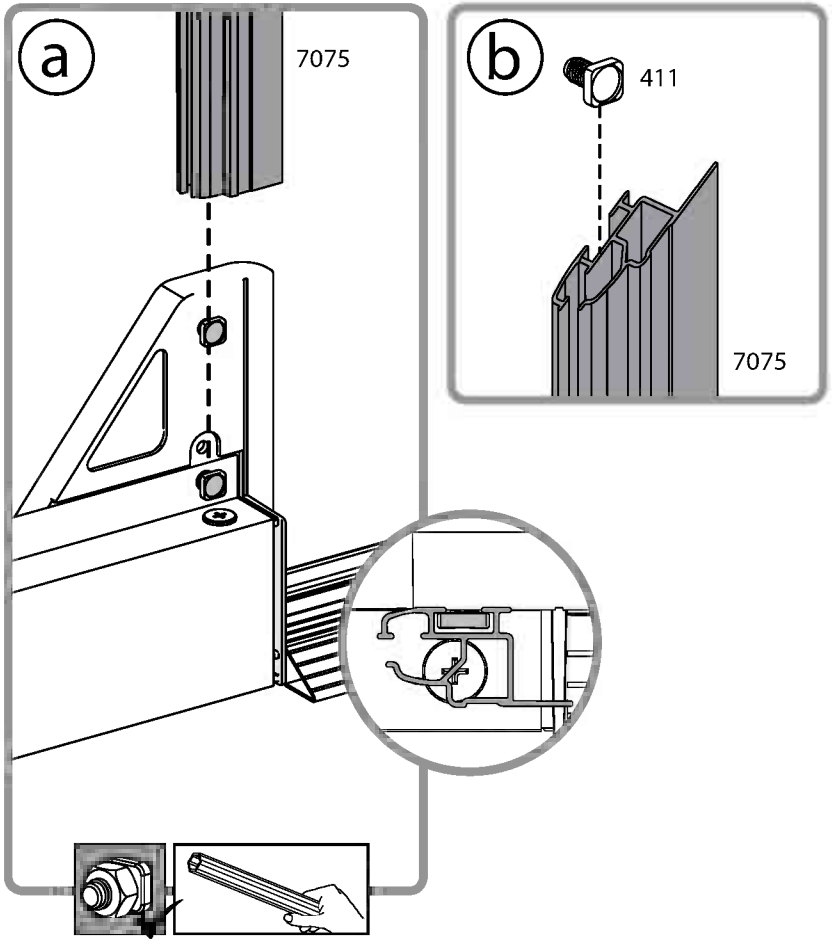

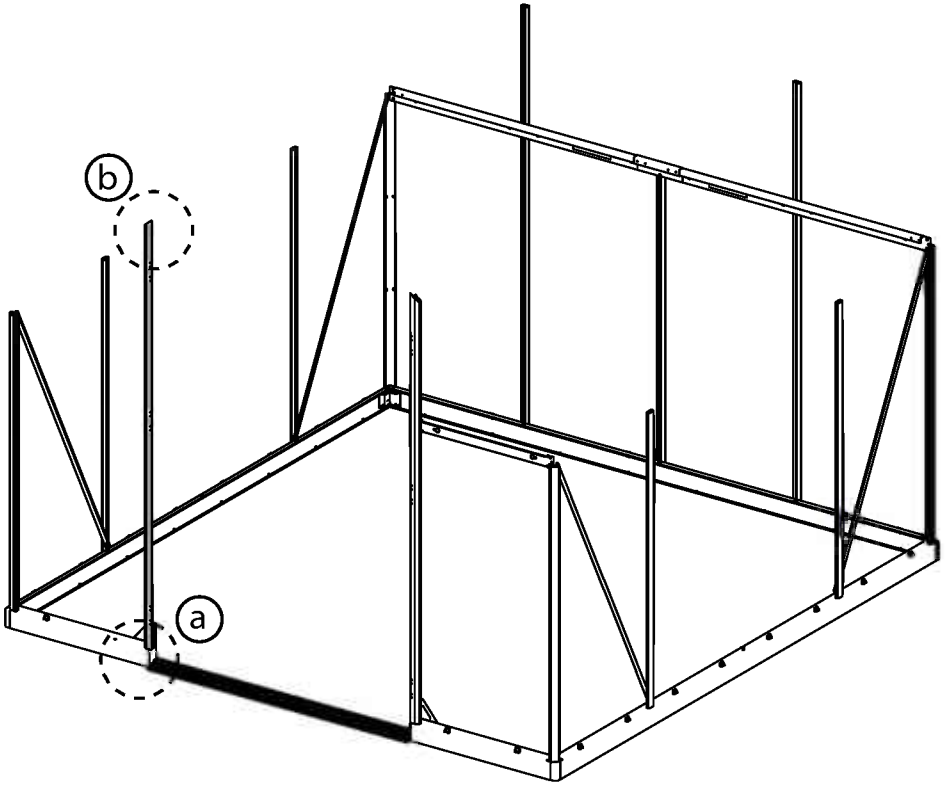

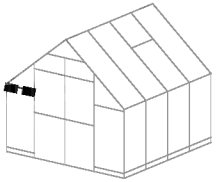

286 1

411 2

412 2

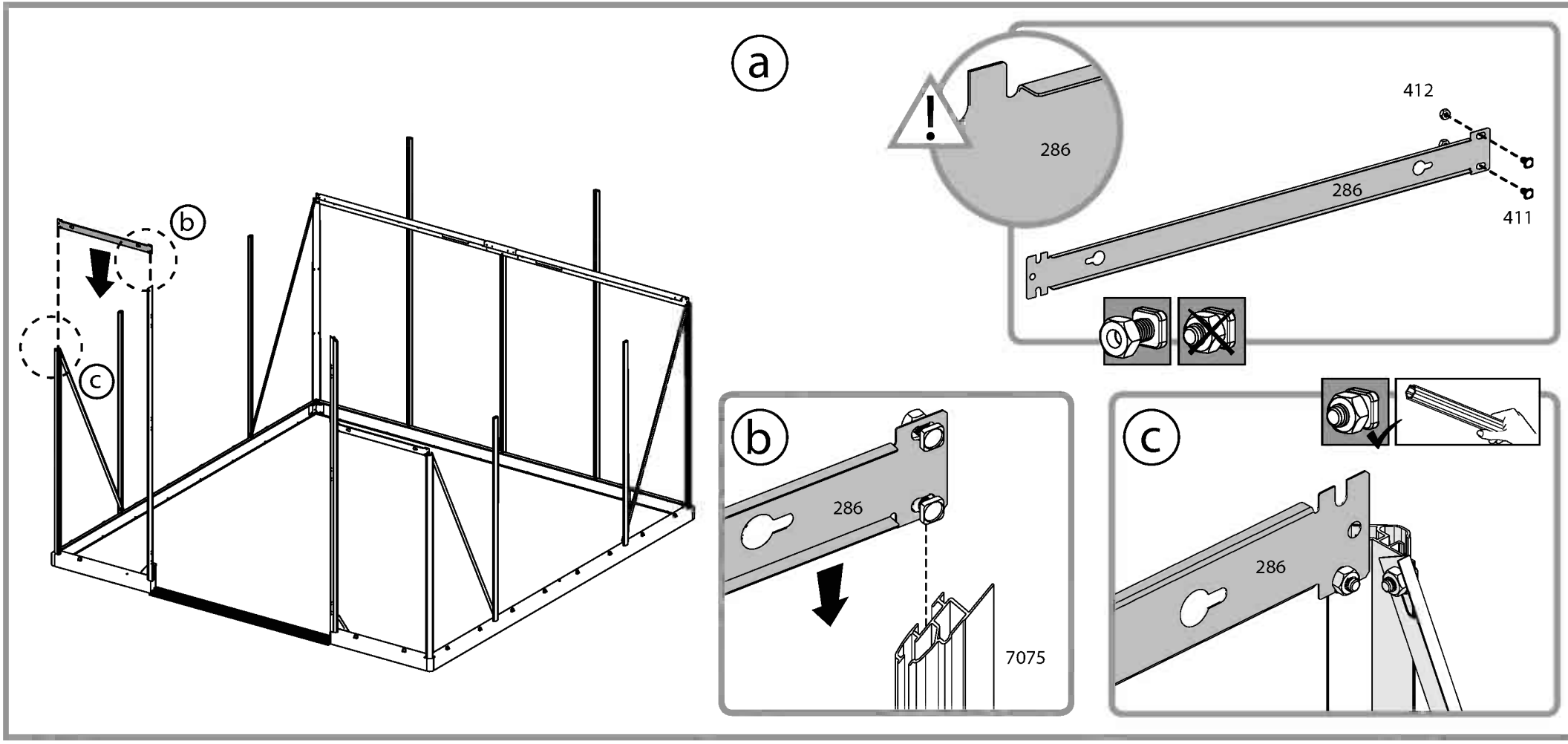

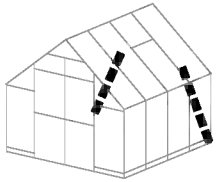

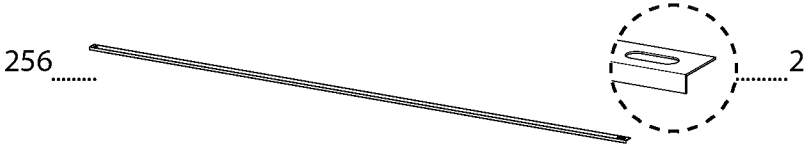
256
2
412
2

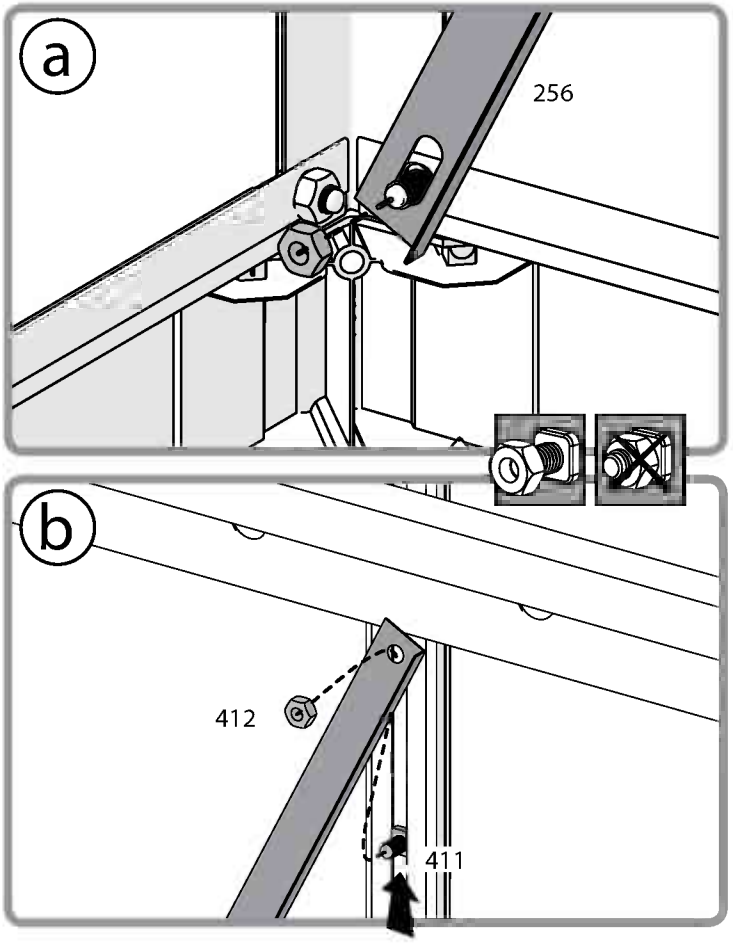
a
256
b
412
411

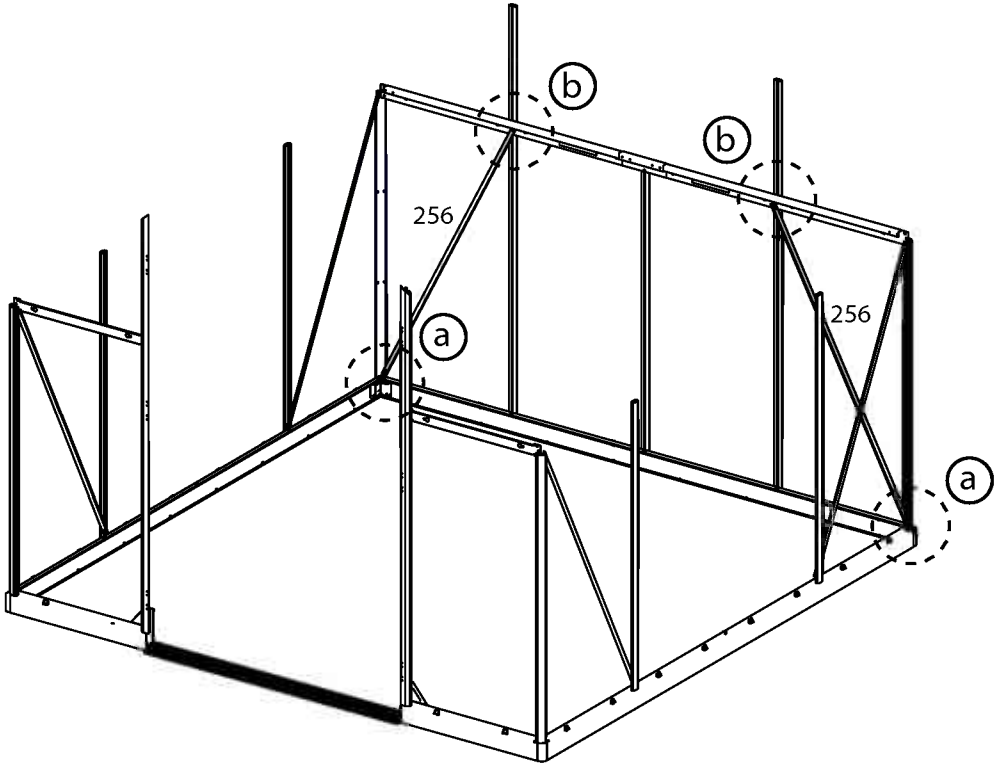
b
b
256
256
a
a

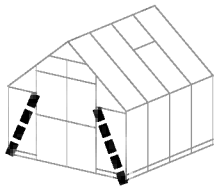

256
2
412
2

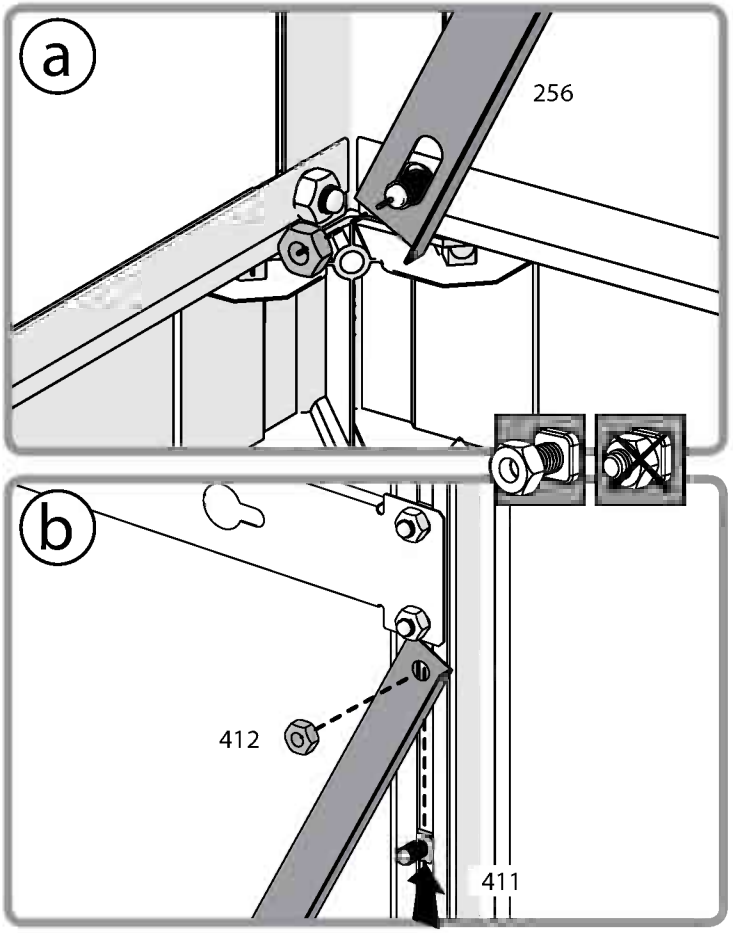
a
256
b
412
411

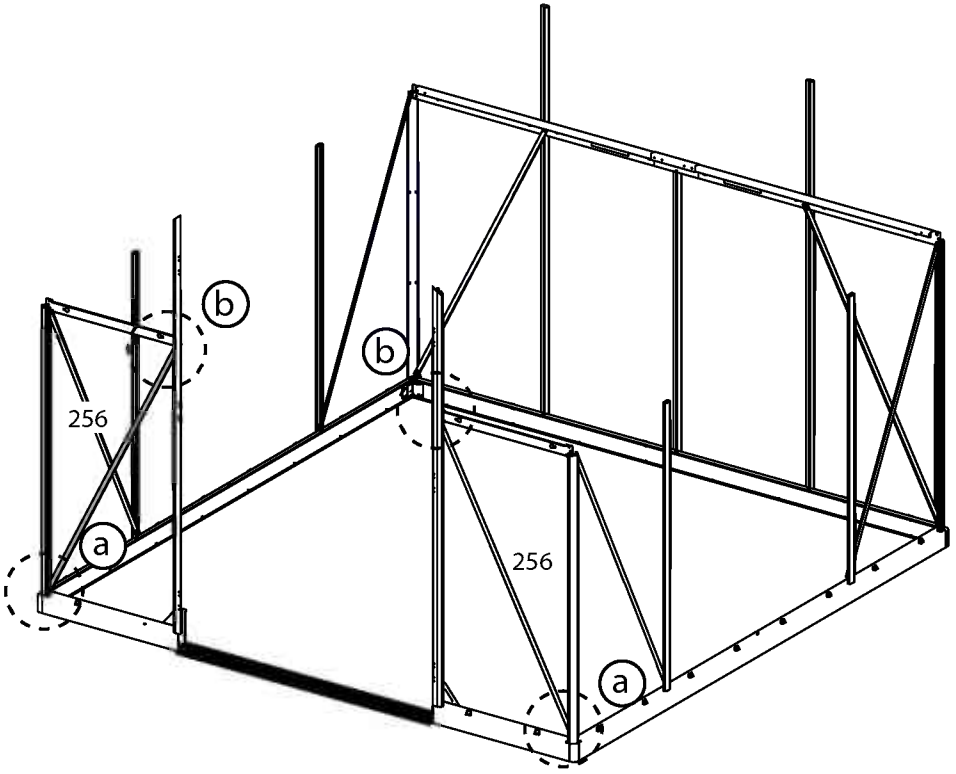
b
b
256
a
256
a

20 For Extension Kit Only

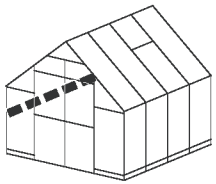

8228 1

8227 1

411 2

412 2

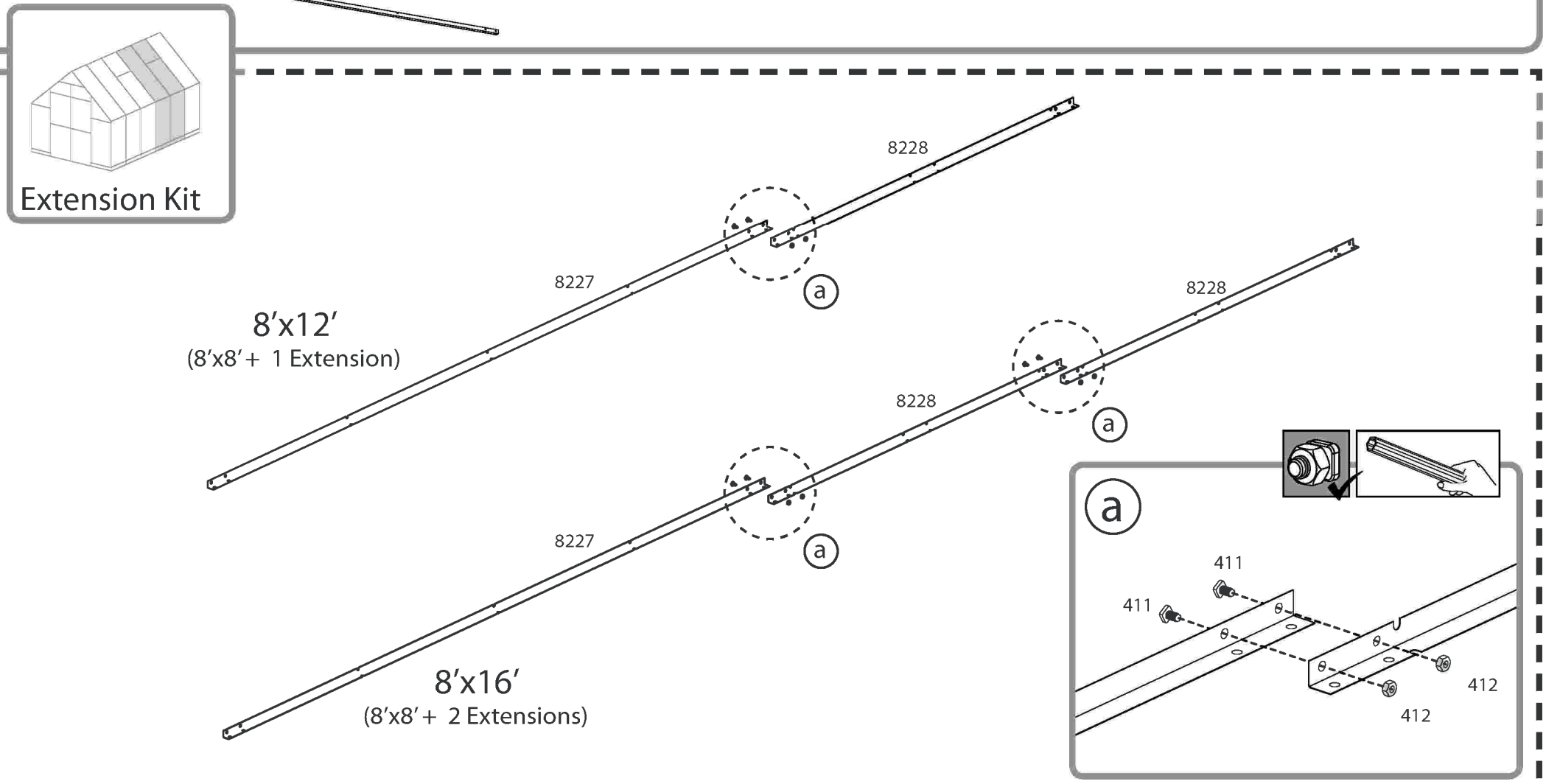

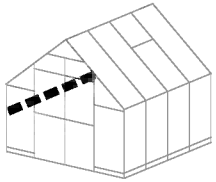

8227 1

411 2

412 2

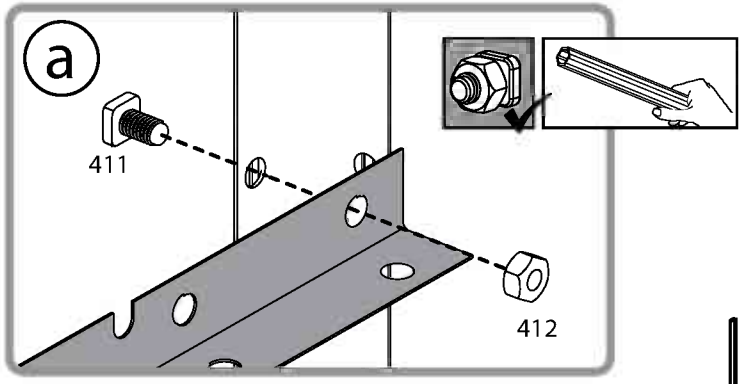

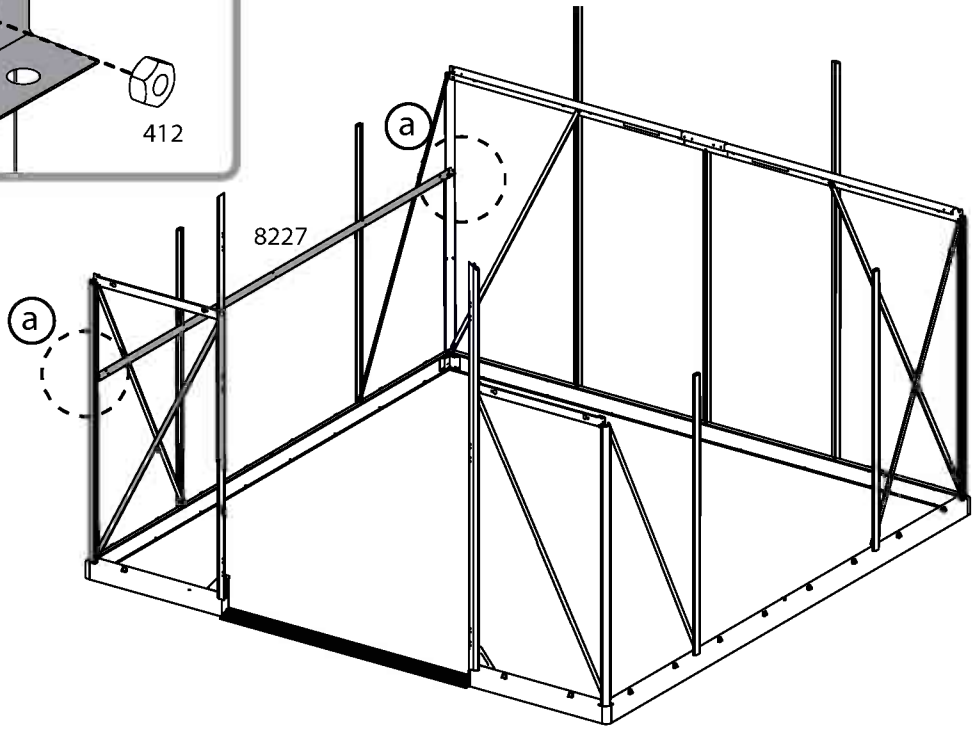

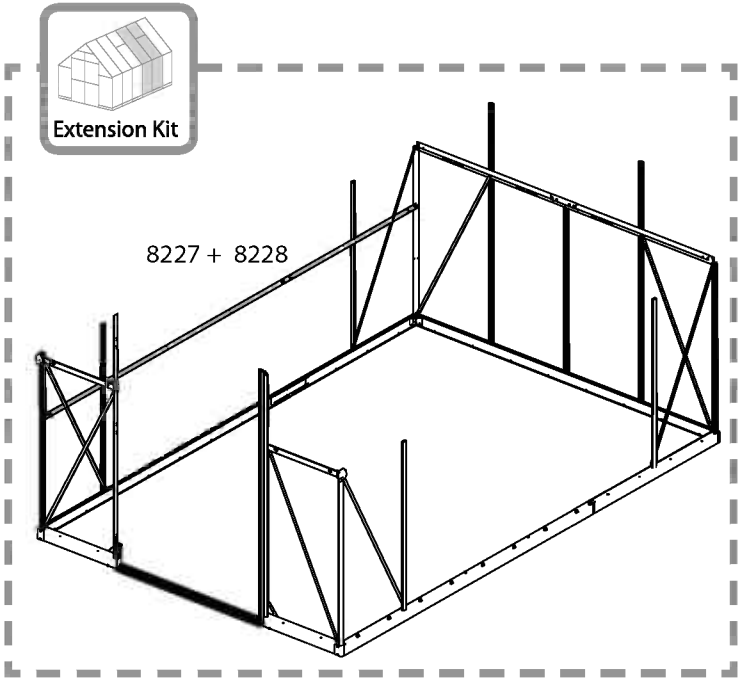

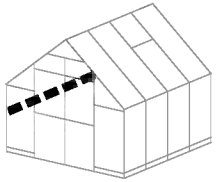

411 2

412 2

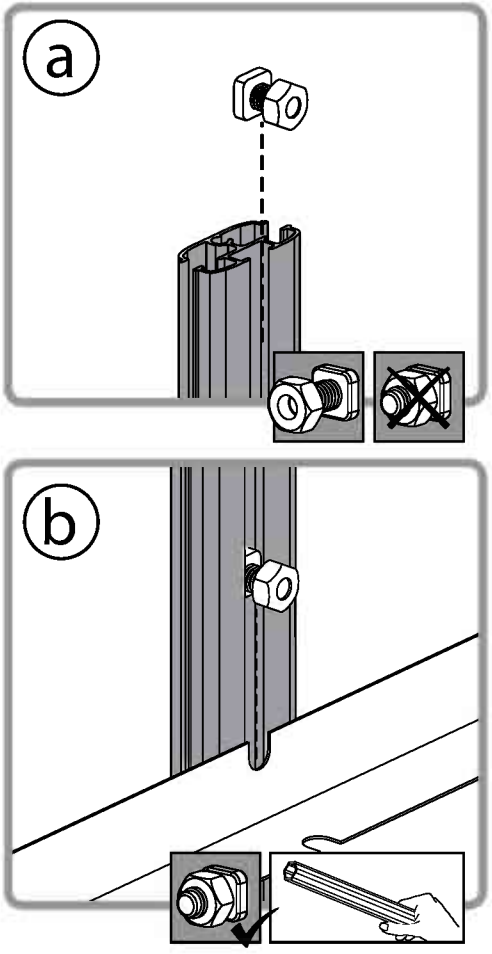

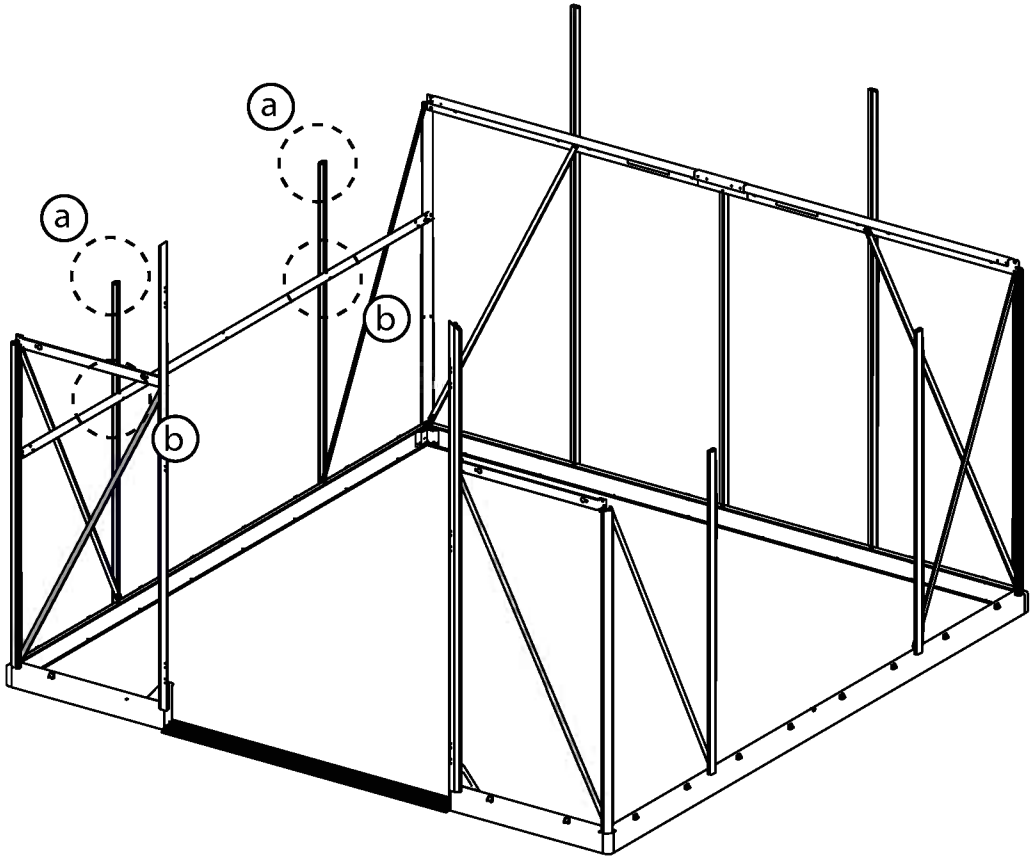

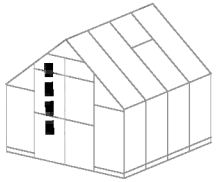

993 1

411 1

412 1

Extension Kit

993 ..... +2

411 ..... +2

412 ..... +2

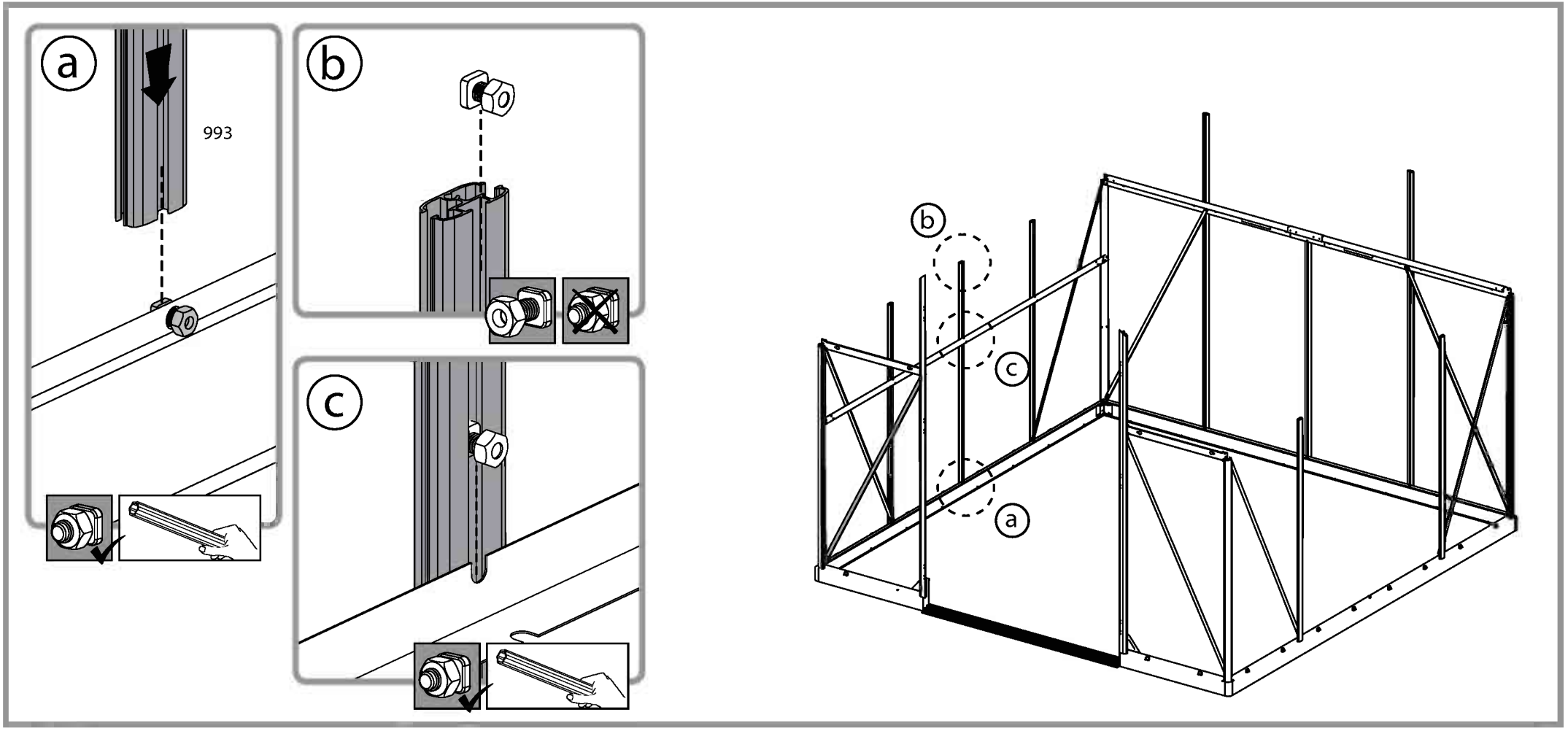

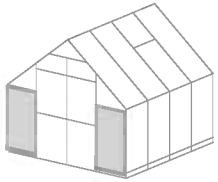

7011 ..... 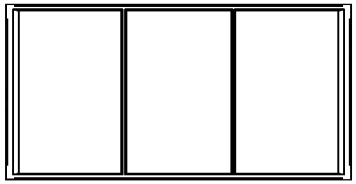 2

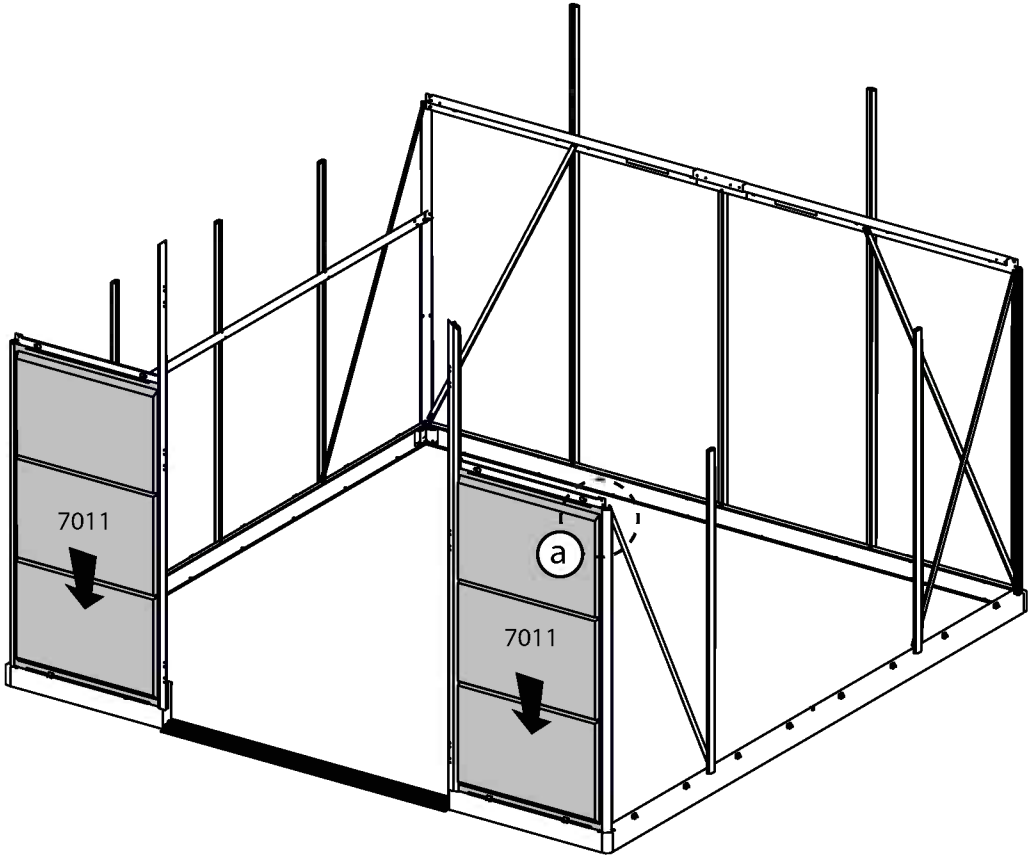

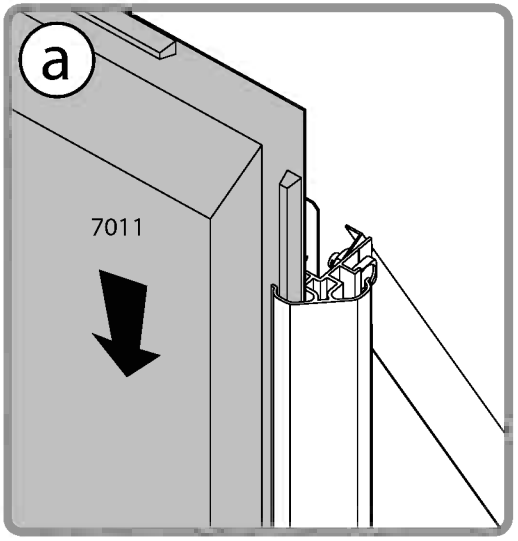

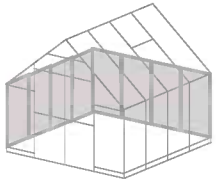

7011 8

318 8

Extension Kit

7011 ..... +2

318 ..... +2

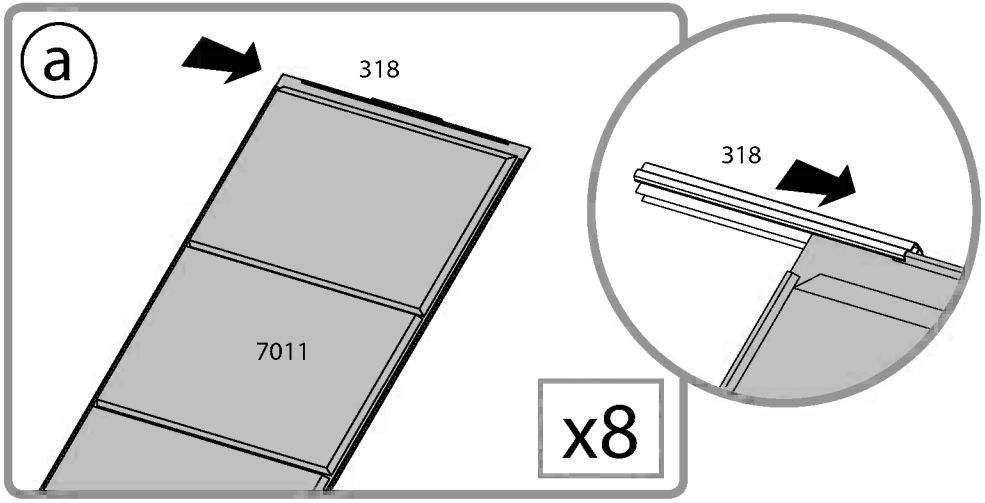

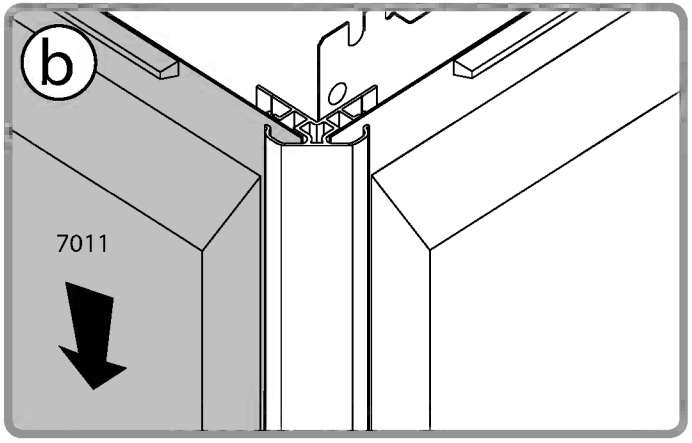

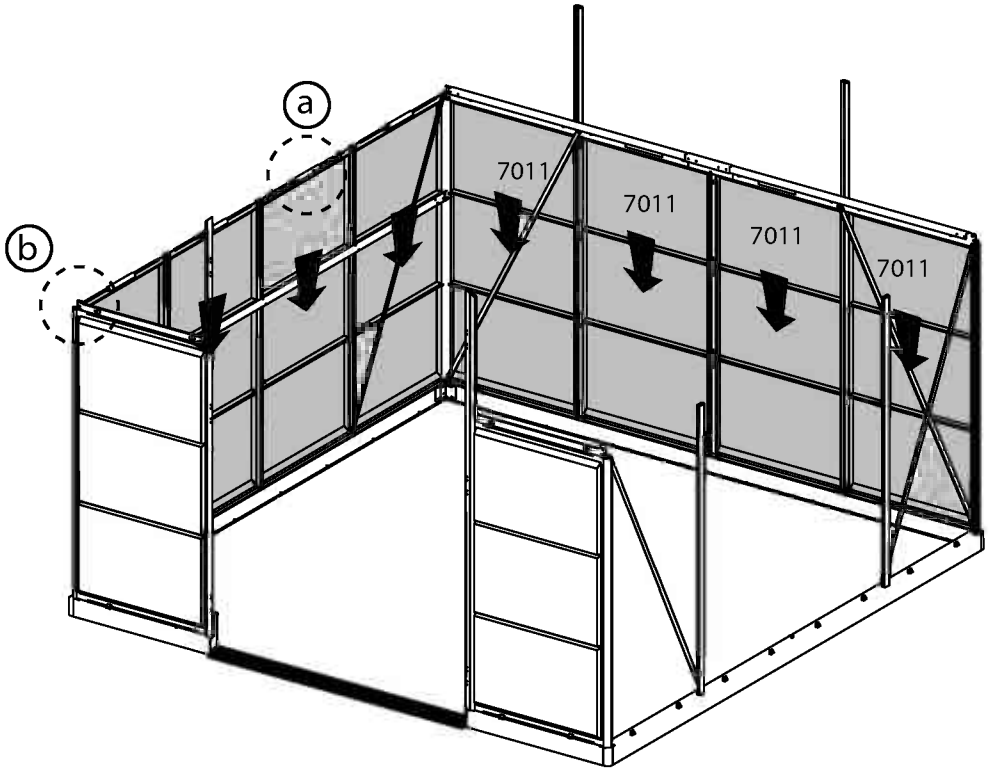

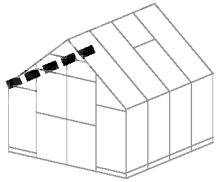

997 .....

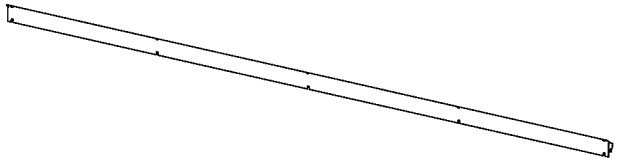

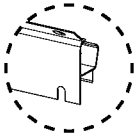

..... 1

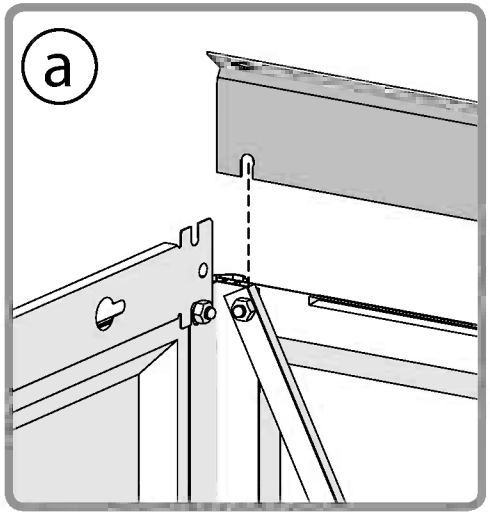

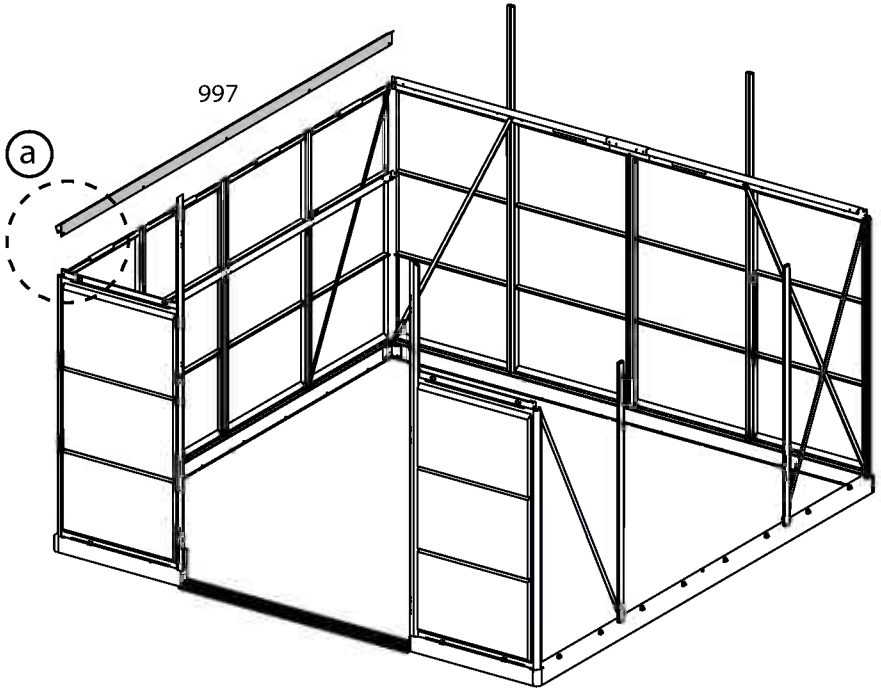

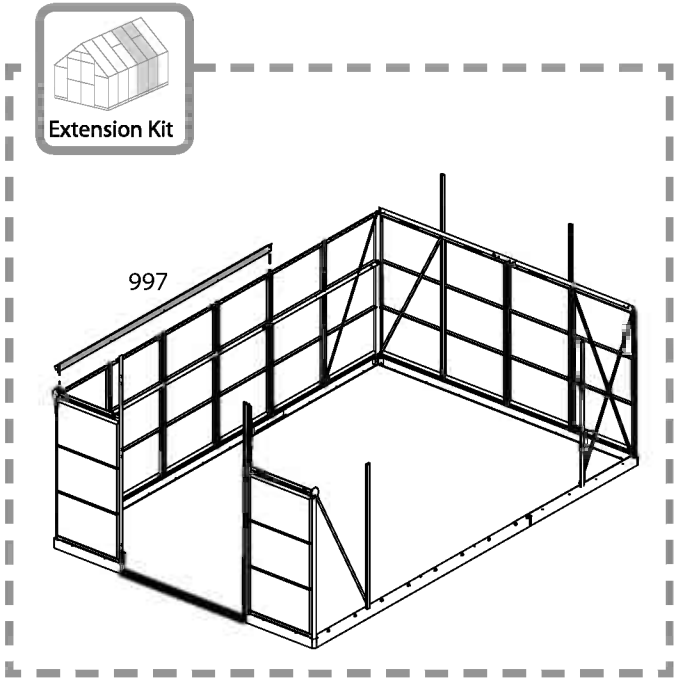

27 For Extension Kit Only

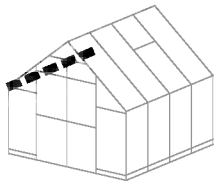

976 ..... 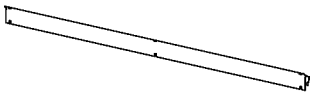 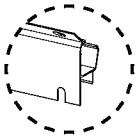 1

292 ..... 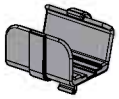 1

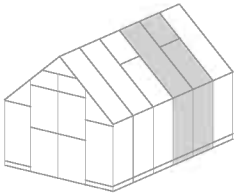

Extension Kit

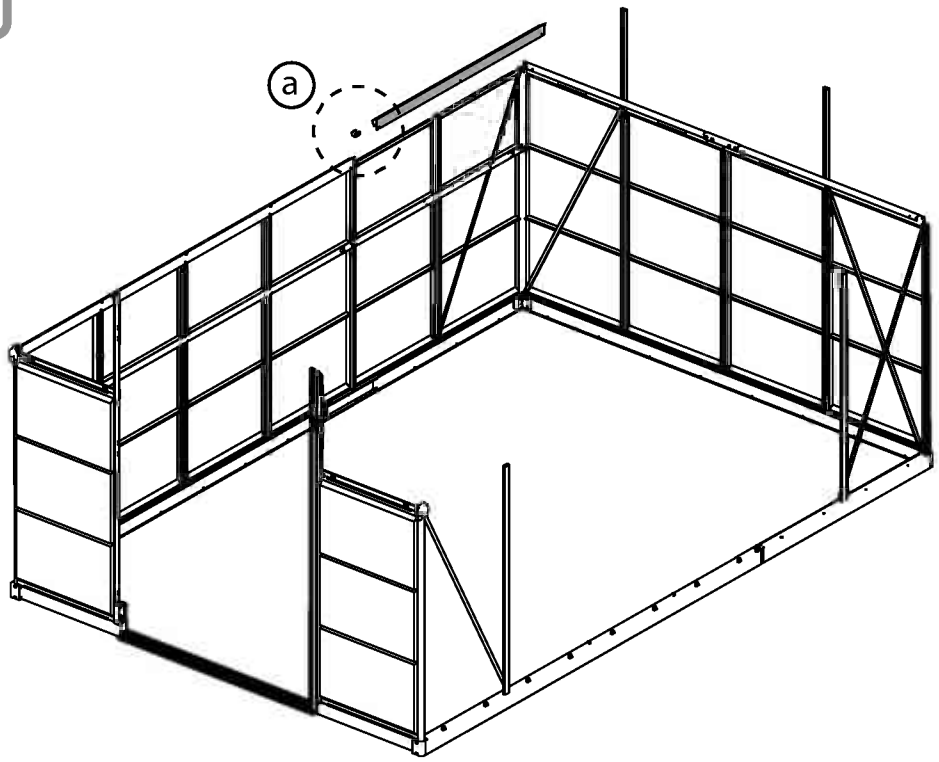

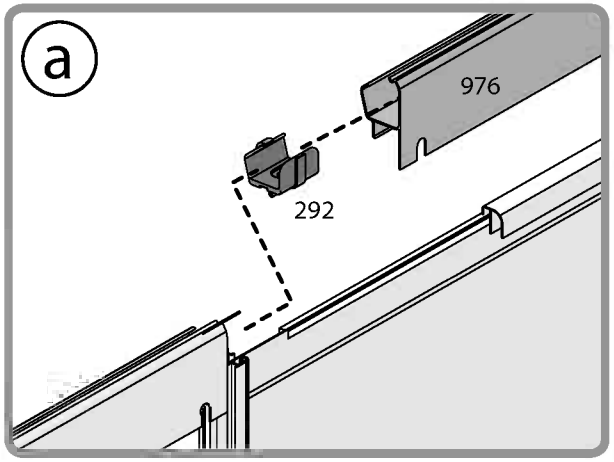

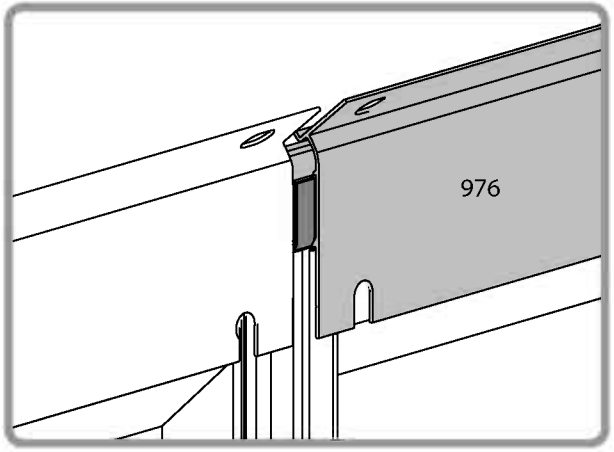

28 For Extension Kit Only

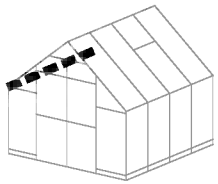

08 ..... 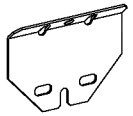 1

411 4

412 4

4008 1

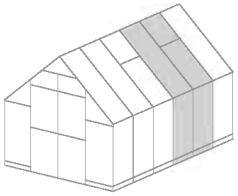

Extension Kit

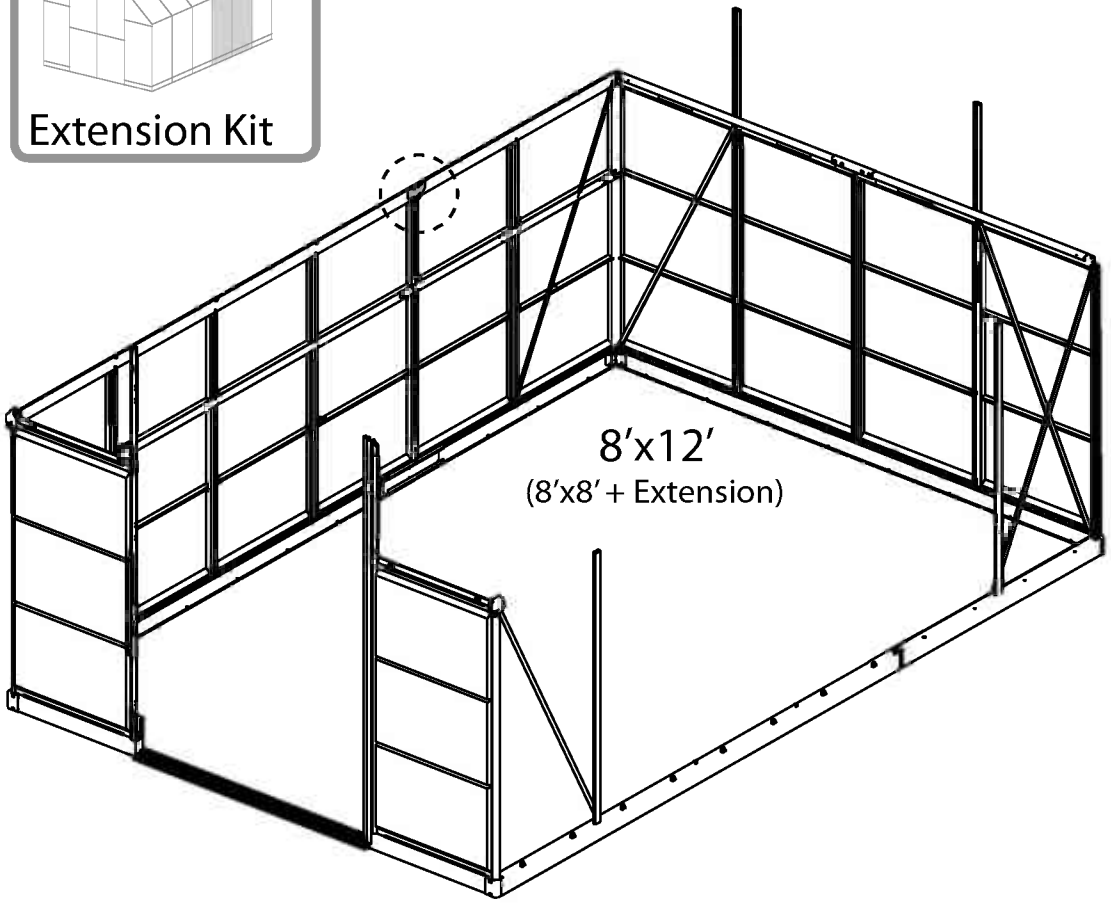

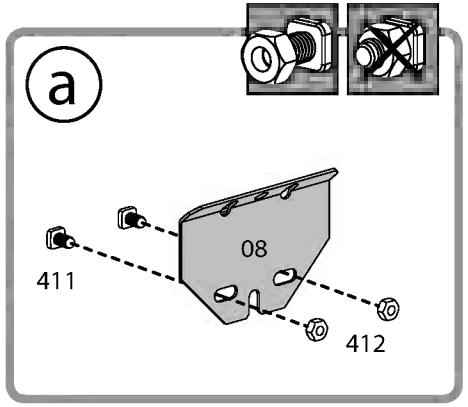

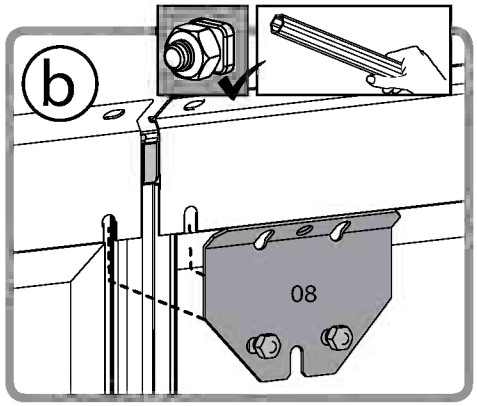

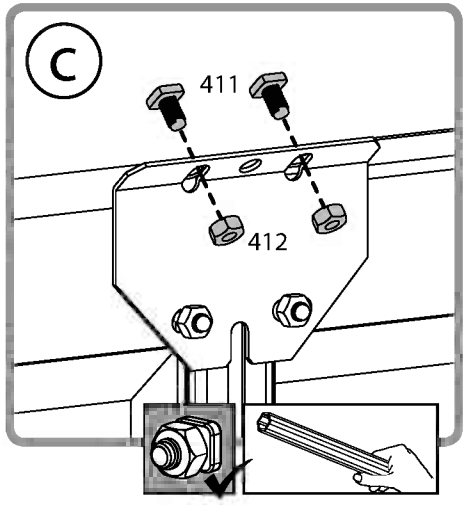

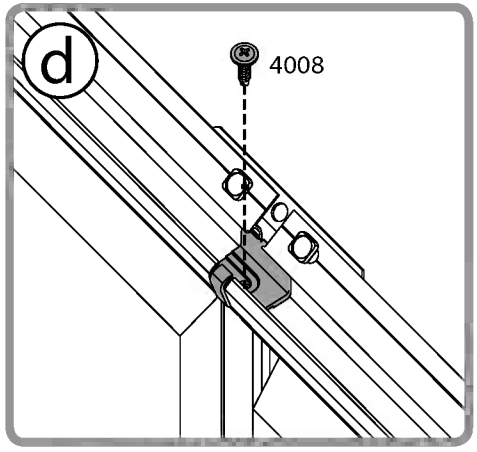

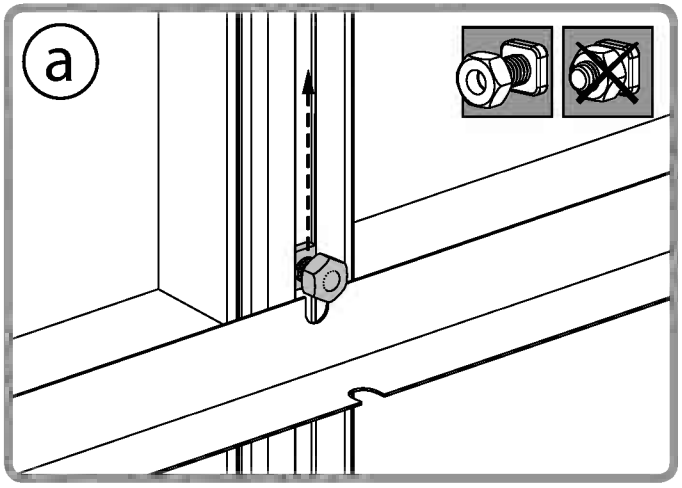
a

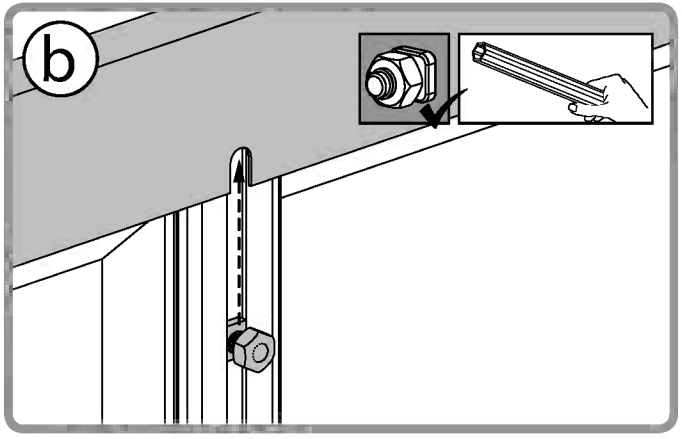
b

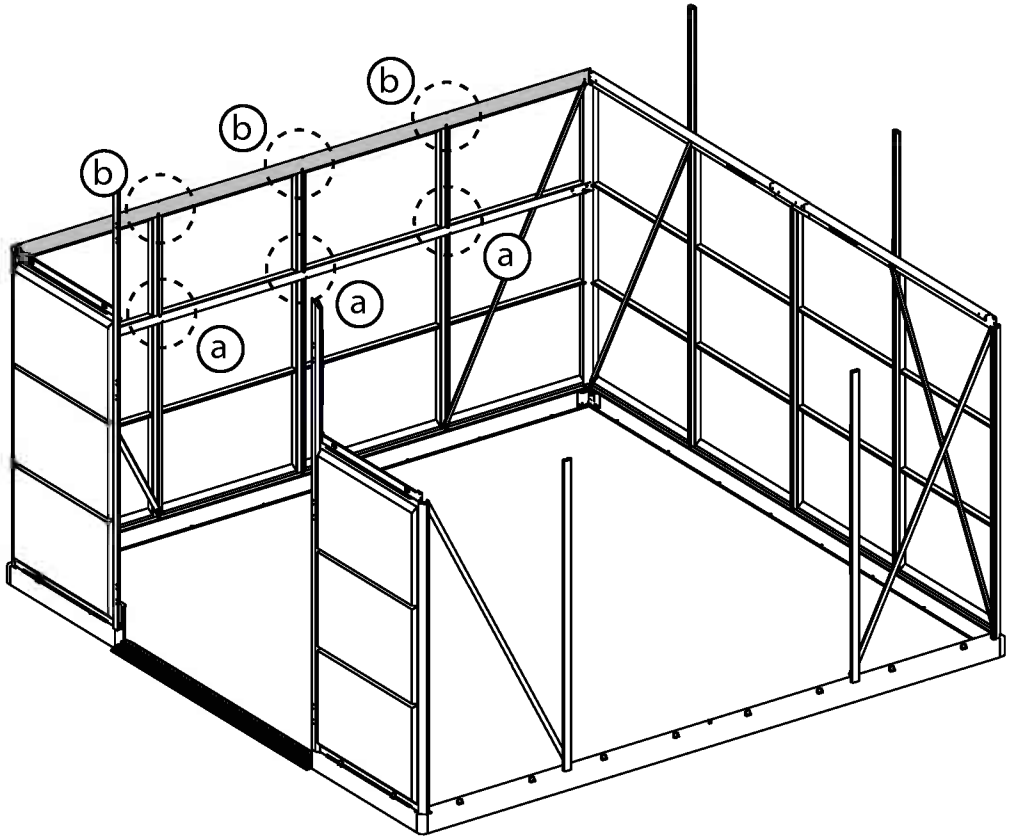
b
b
b
a
a
a

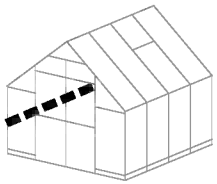

EN Dismantle parts #8227 / 8228 and re-implement in step 29
DE Teil #8227 / 8228 abmontieren und im schritt 29 wieder verwenden
FR Pièces #8227 / 8228 démonter et réutiliser à l'étape 29
SP Desmontar pieza No.8227 / 8228 y reemplearlo en la etapa 29

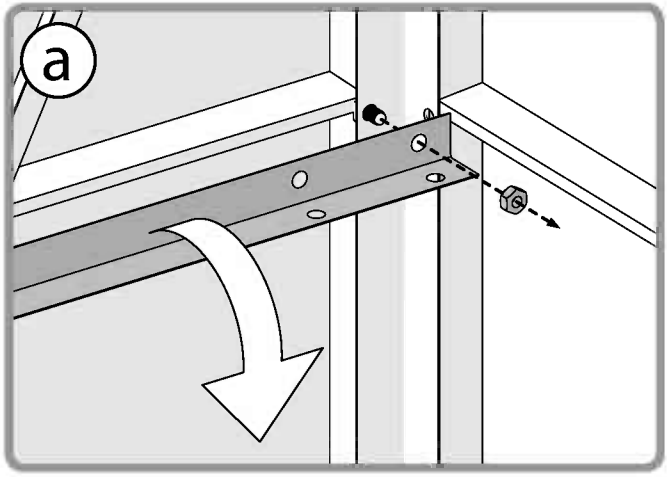

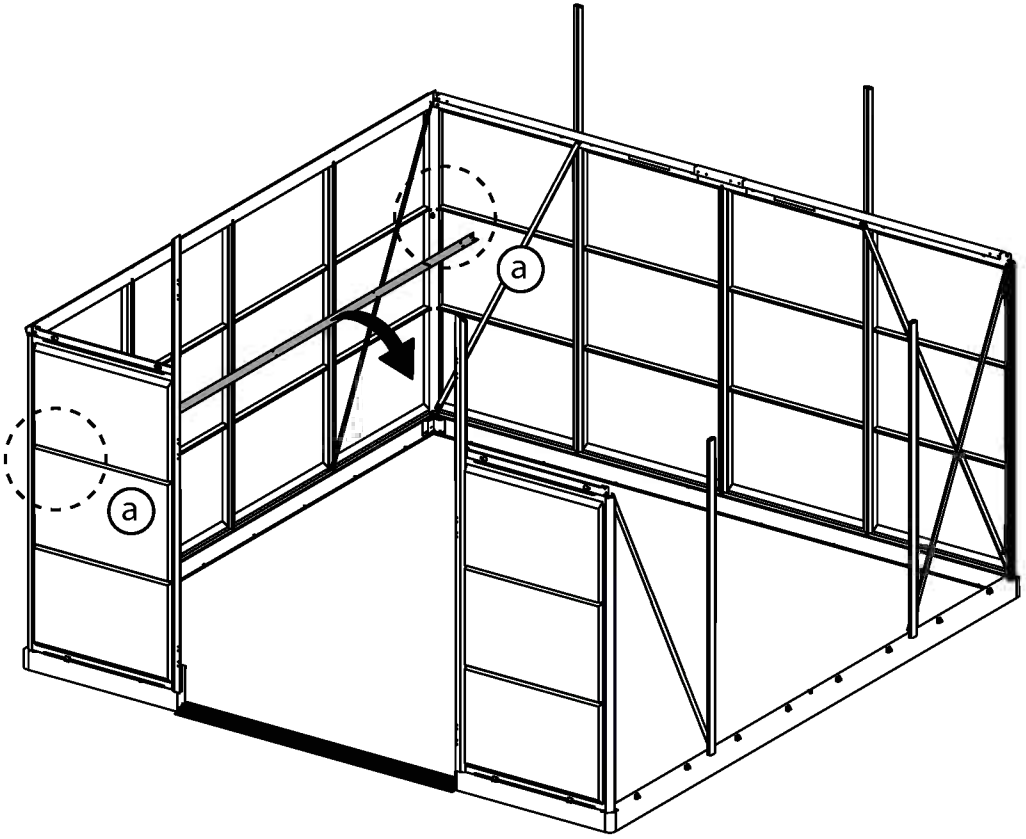

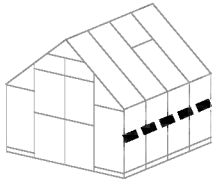

8227 1

411 2

412 2

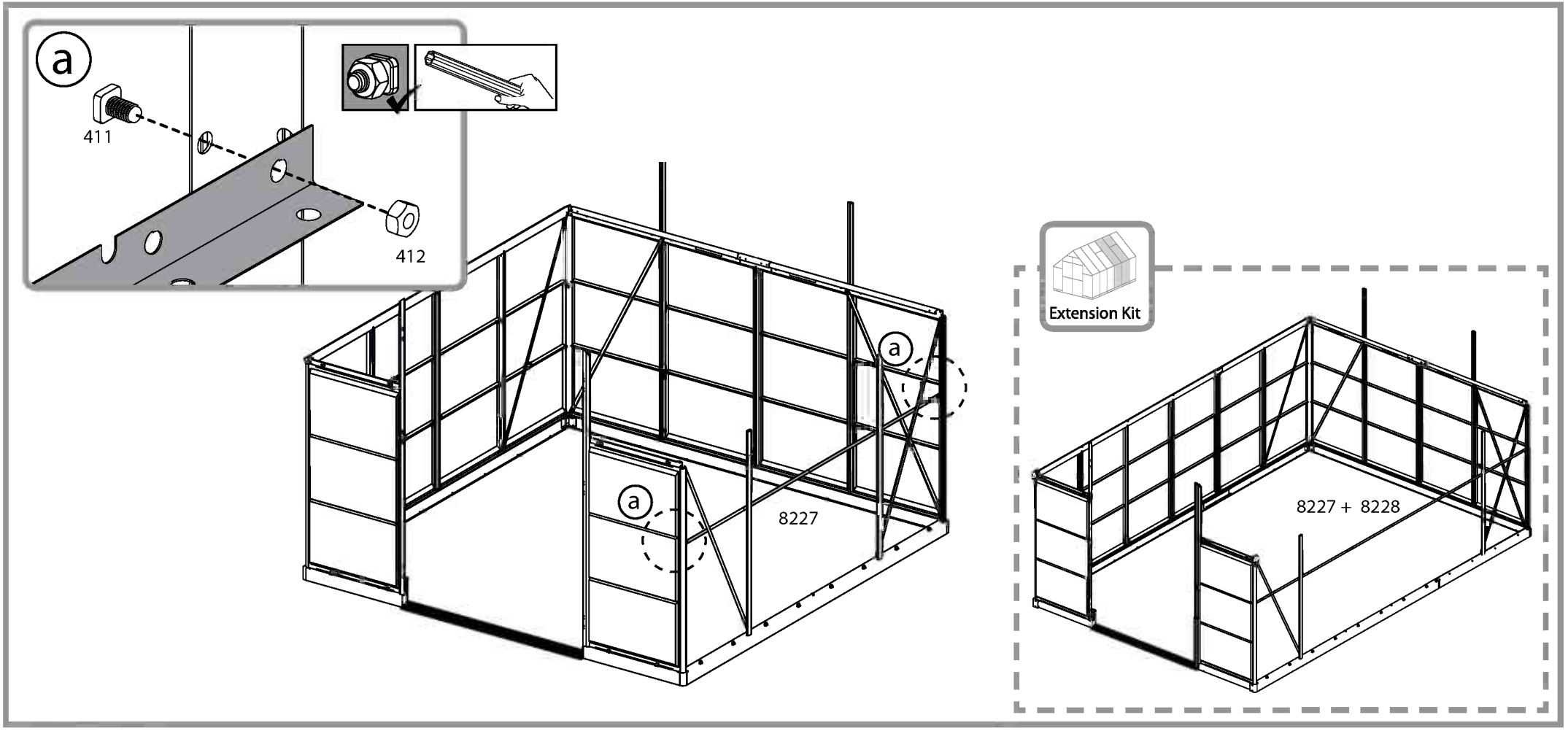

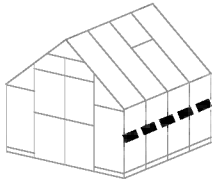

411 2

412 2

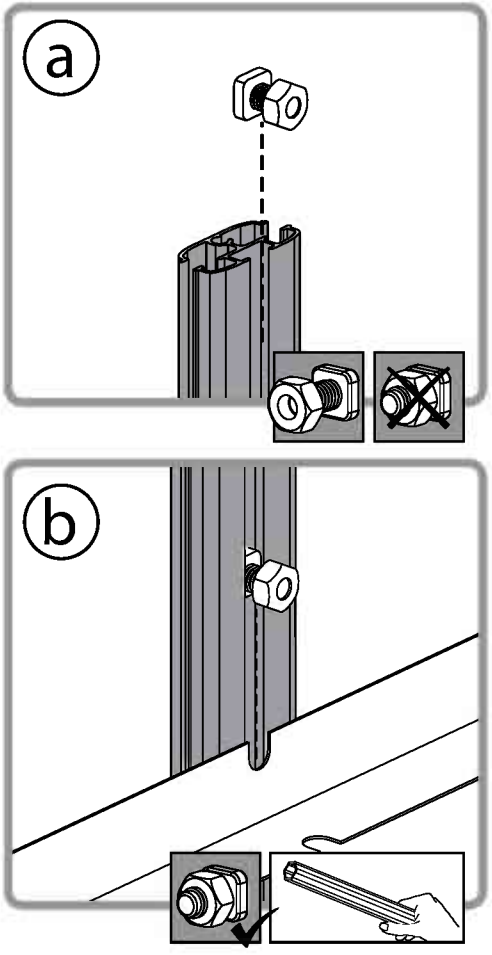

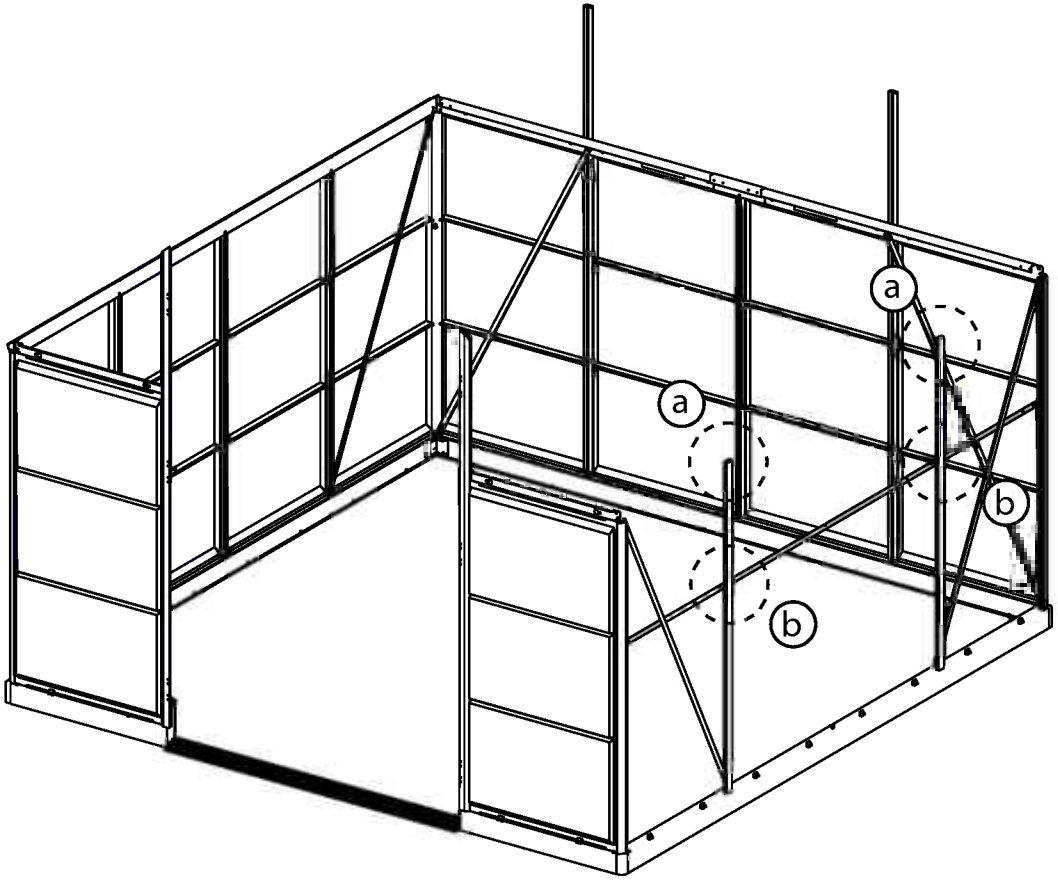

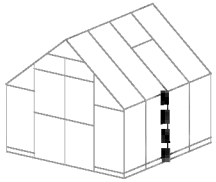

993 1

411 1

412 1

Extension Kit

993 ..... +2

411 ..... +2

412 ..... +2

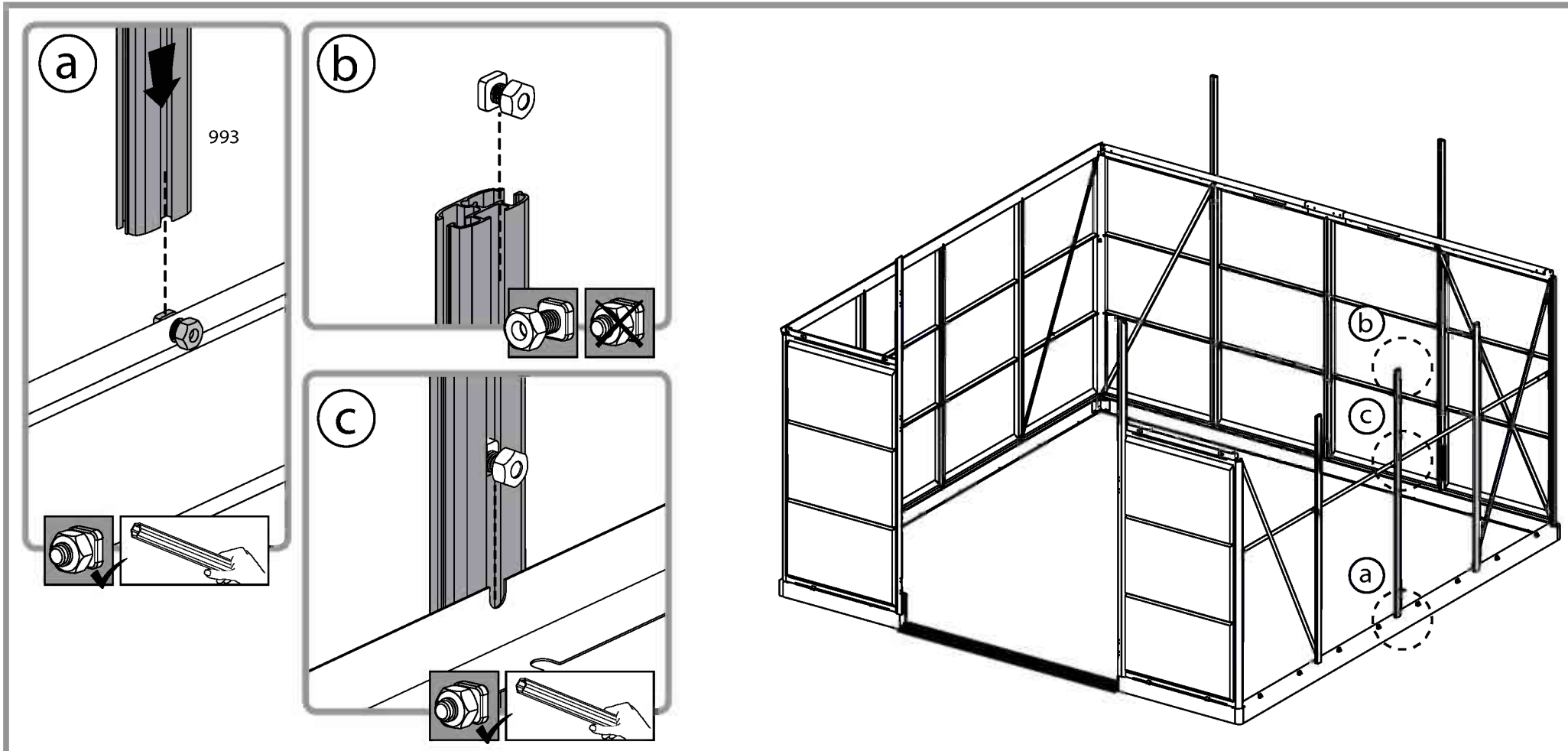

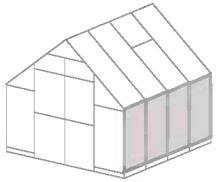

7011 4

318 4

Extension Kit

7011 ..... +2

318 ..... +2

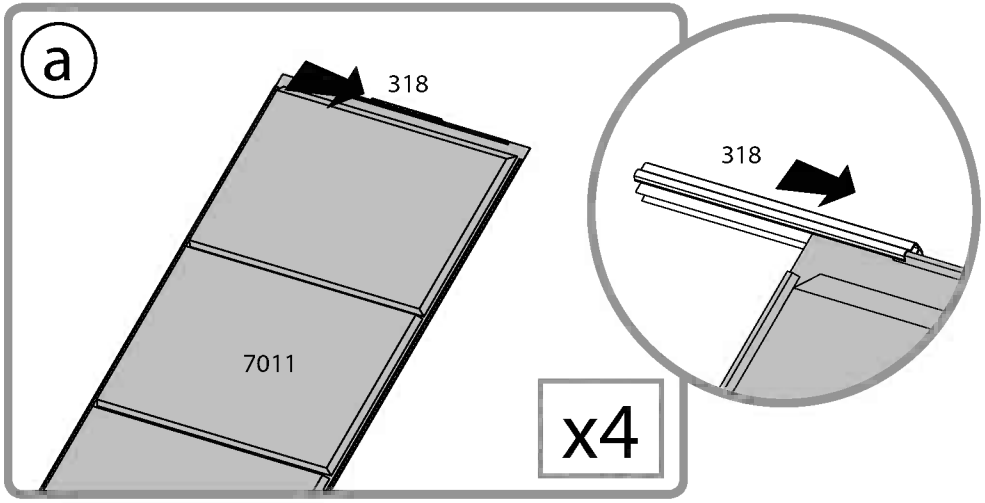

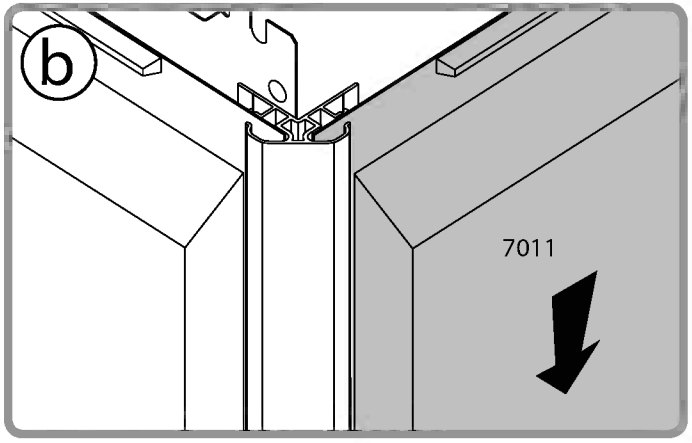

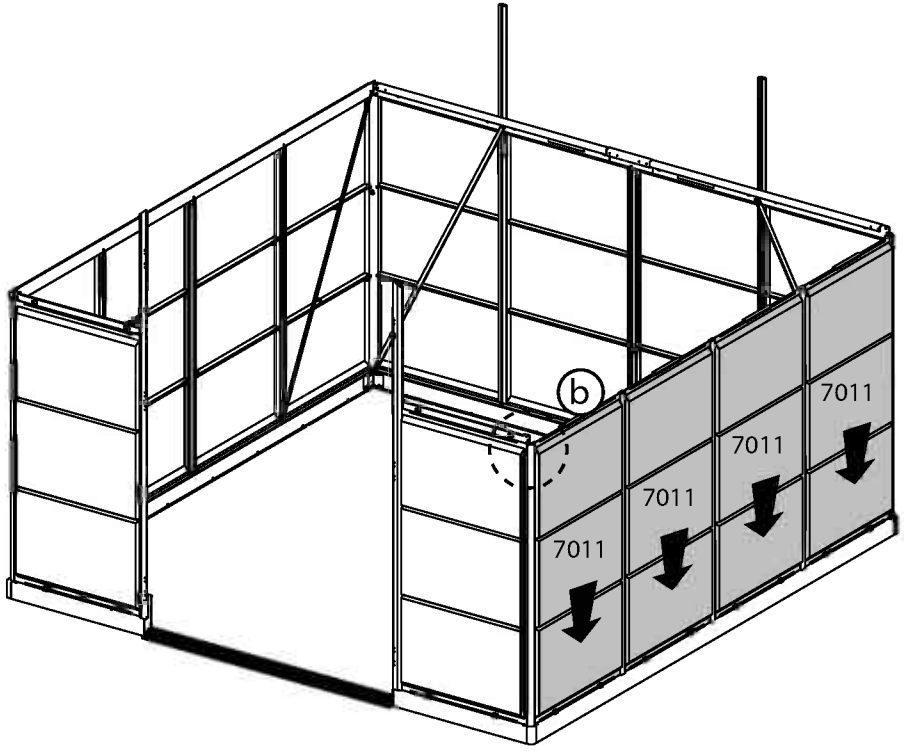

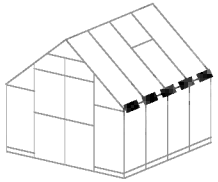

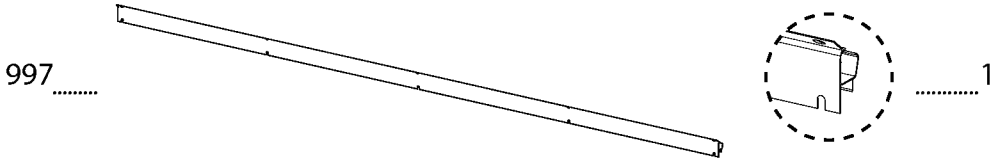
997
1

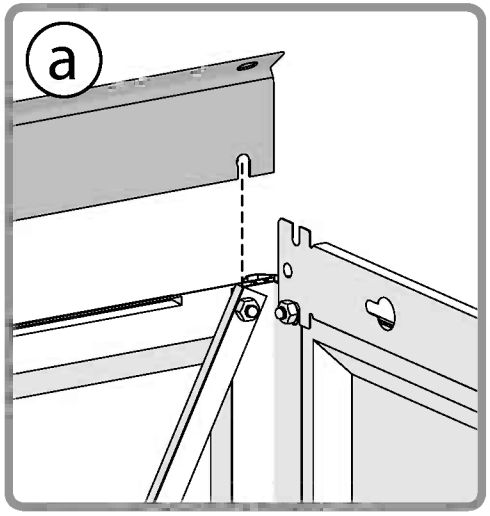
a

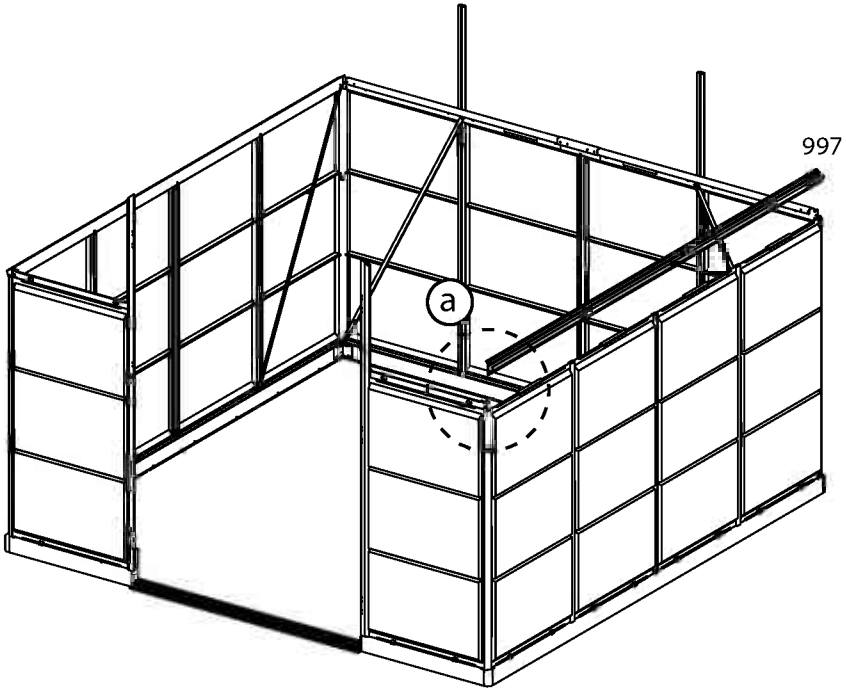
997
a

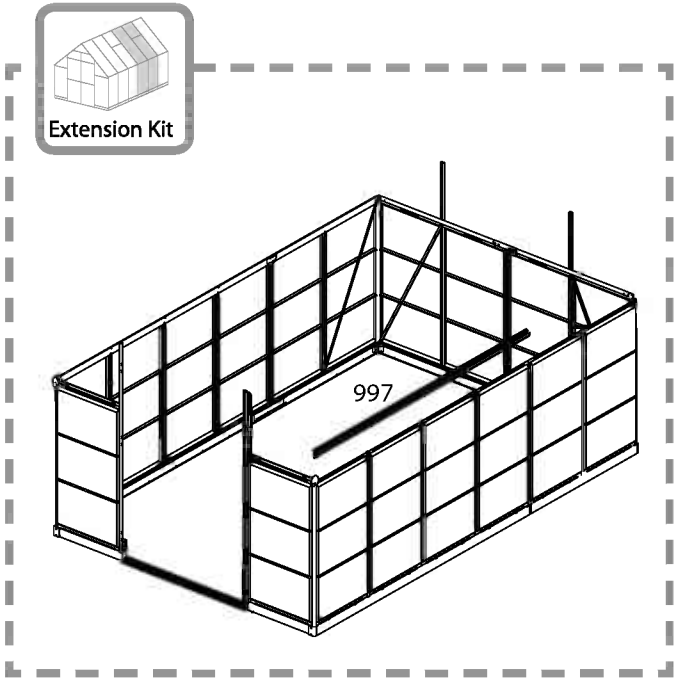
Extension Kit
997

36 For Extension Kit Only

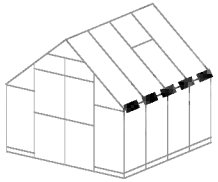

976 ..... 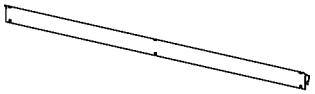 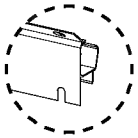 1

292 ..... 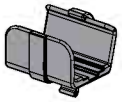 1

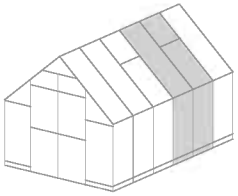

Extension Kit

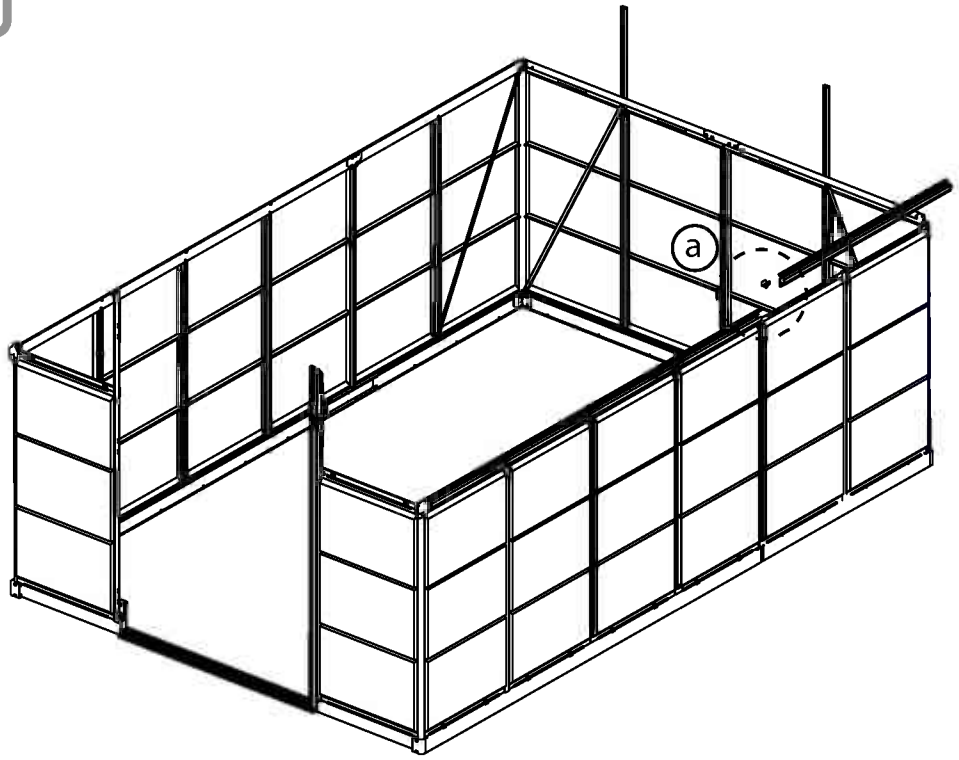

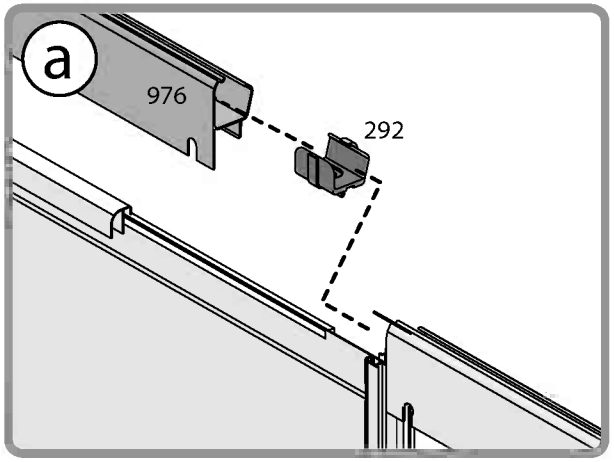

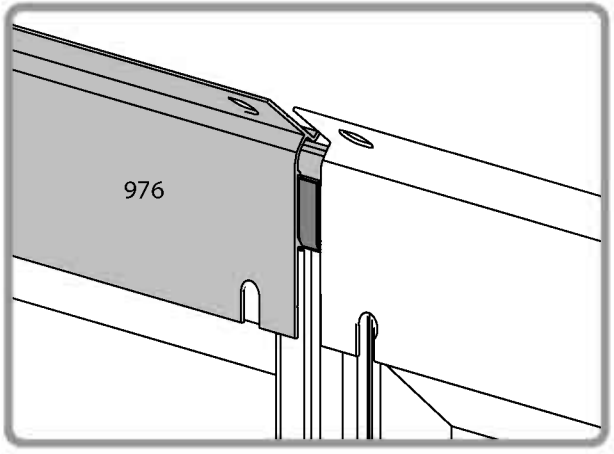

37 For Extension Kit Only

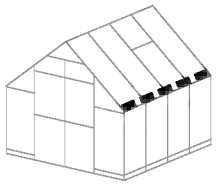

08 1

411 4

412 4

4008 1

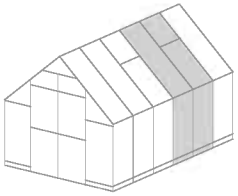

Extension Kit

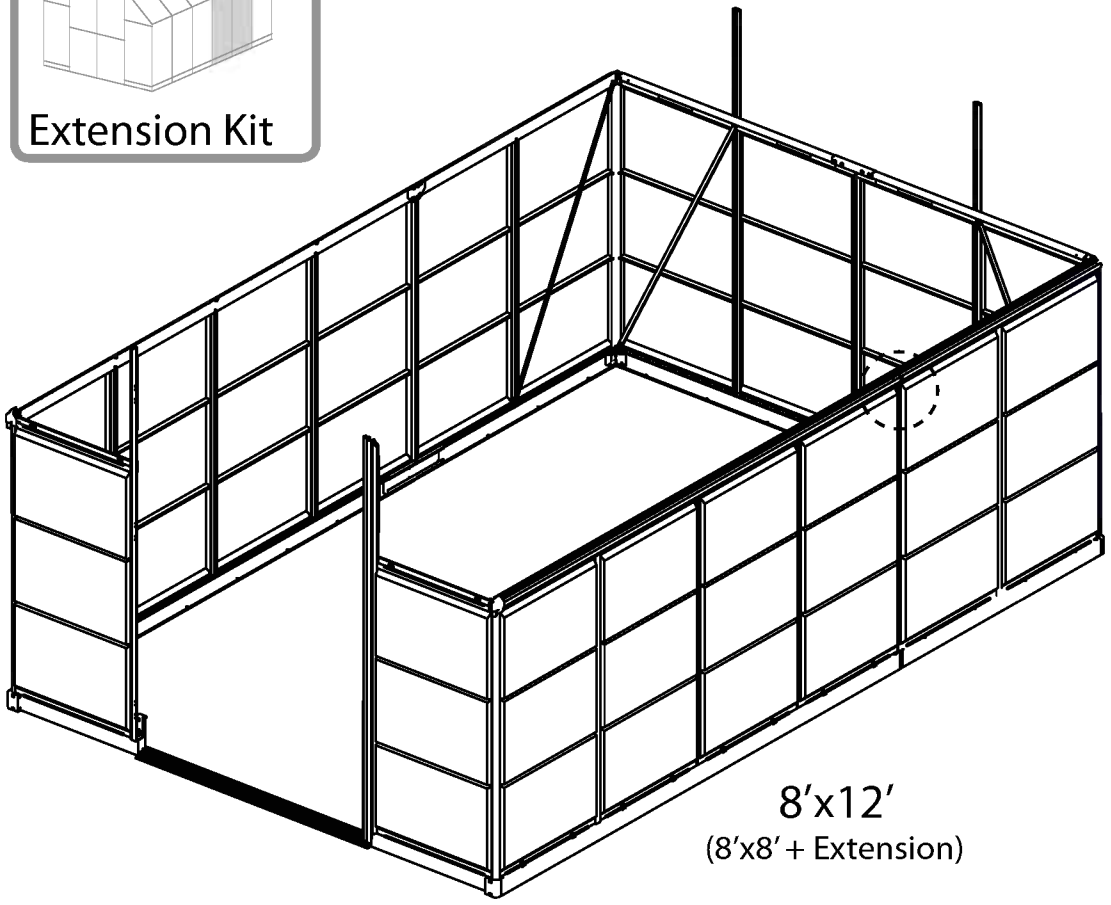

8'x12'
(8'x8' + Extension)

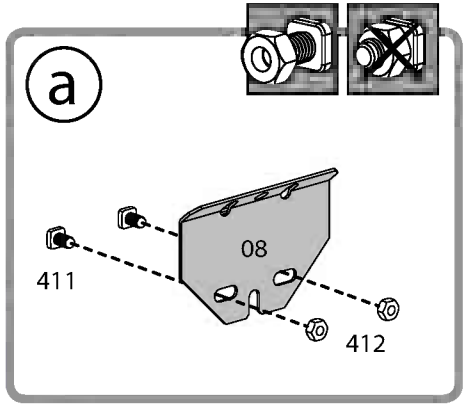

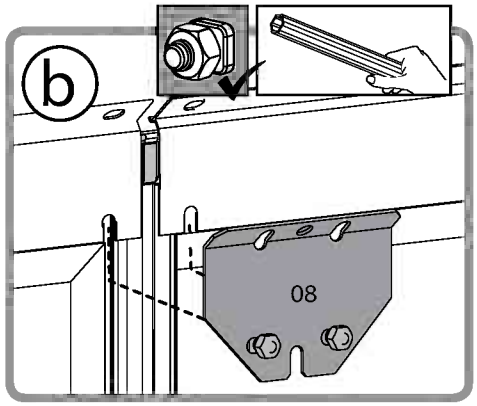

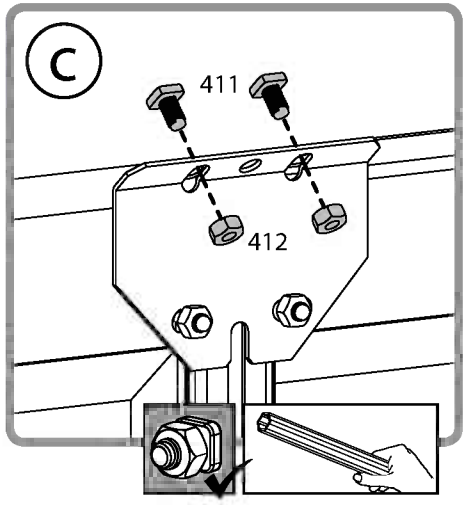

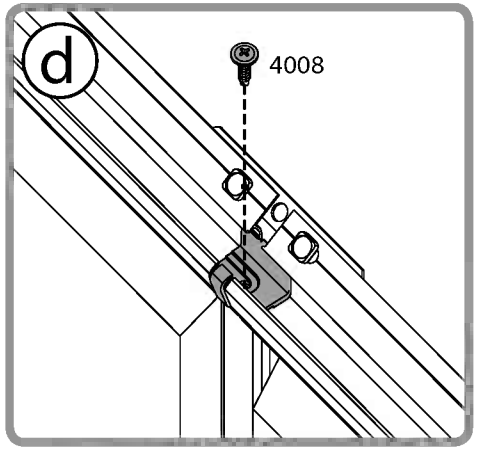

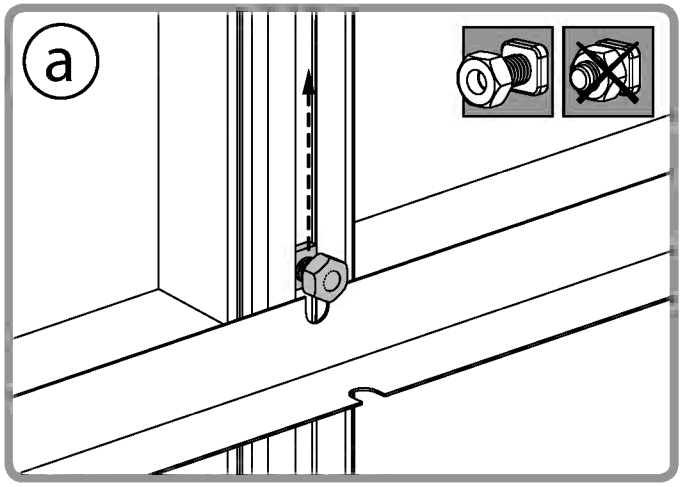

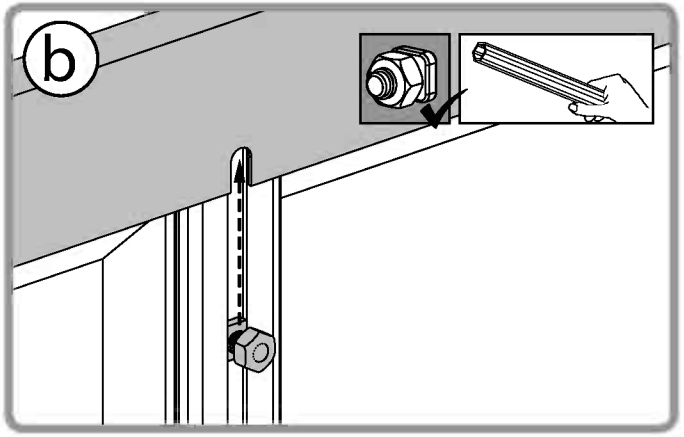

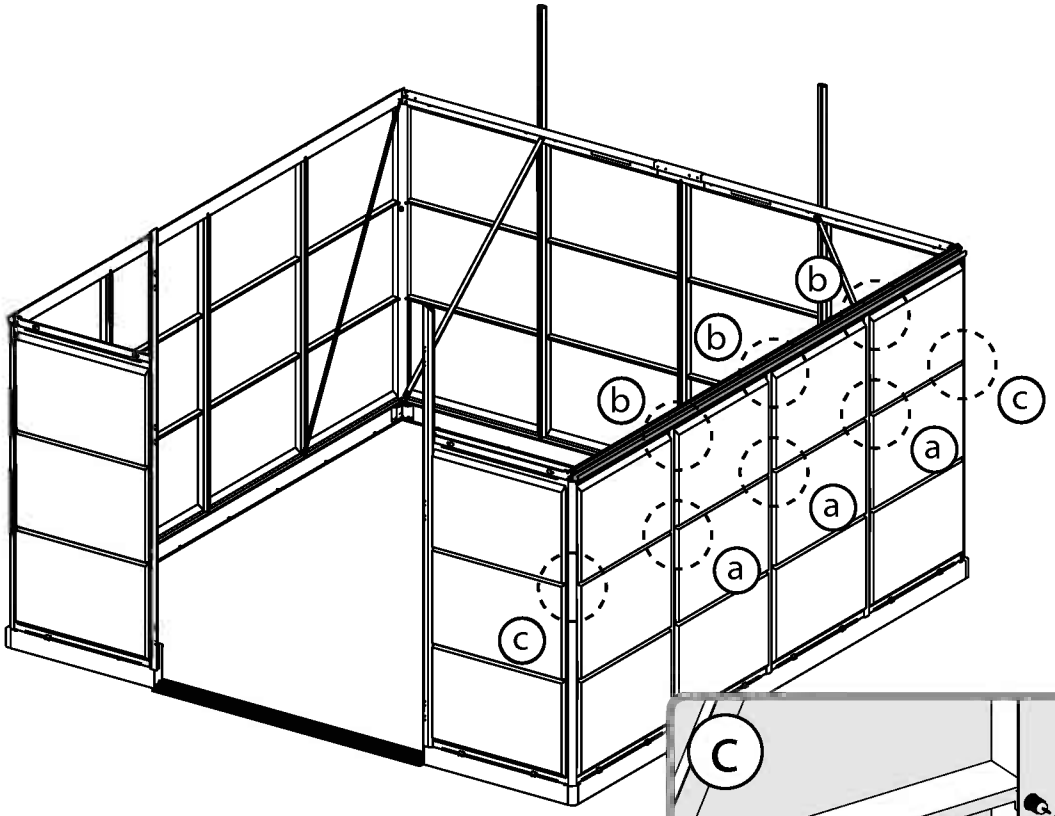

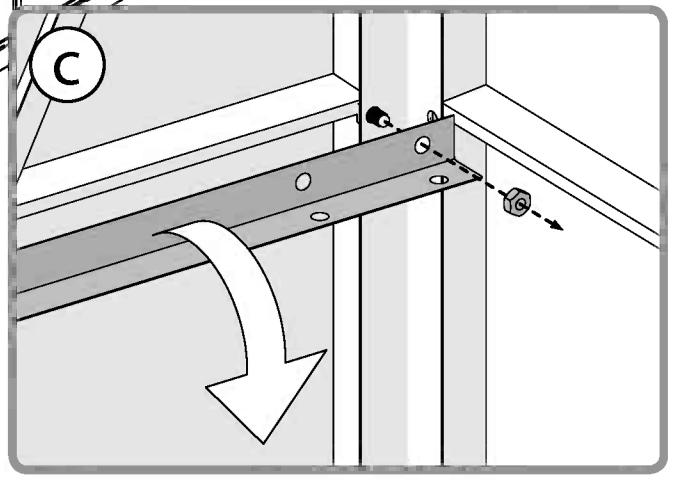

EN Throw away parts #8227 / 8228
DE Werfen Sie weg Teil #8227 / 8228
FR Jeter Pièces #8227 / 8228
SP Pieza No. 8227 / 8228 -tirar (a la basura)

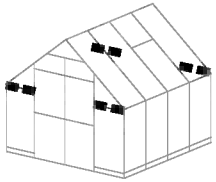

999 4

411 8

412 8

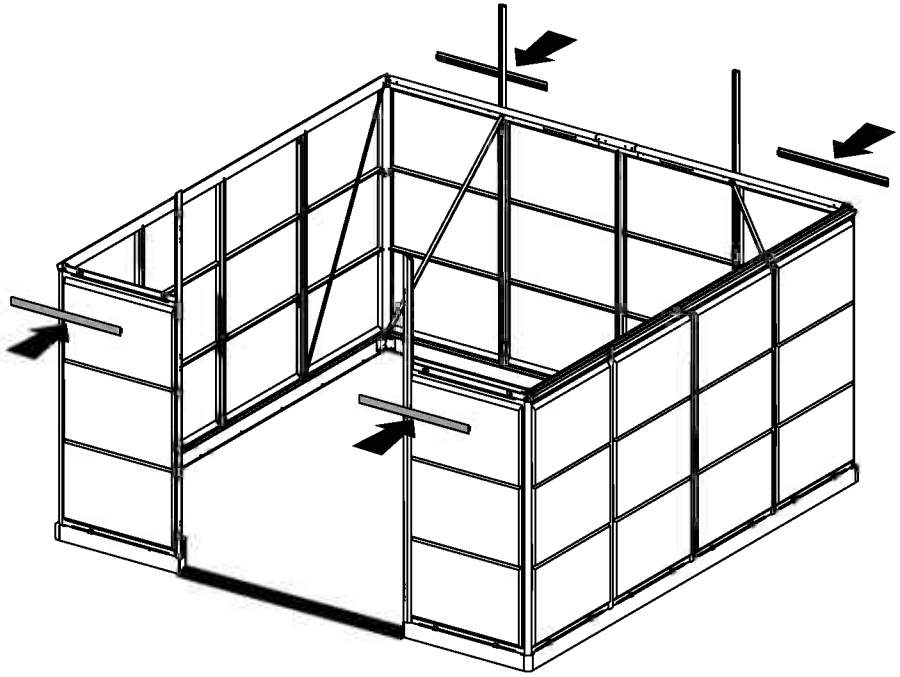

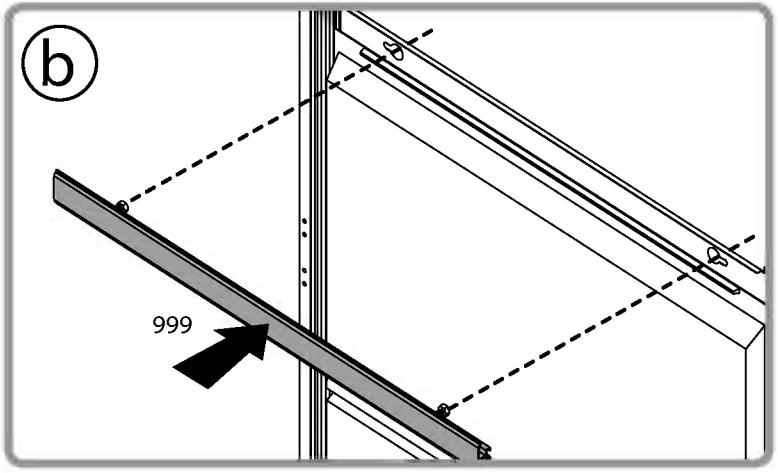

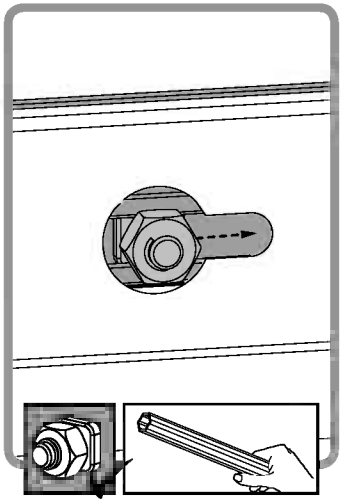

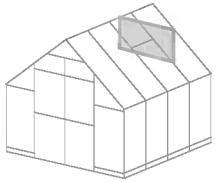


7453
1
7492
1
318
2

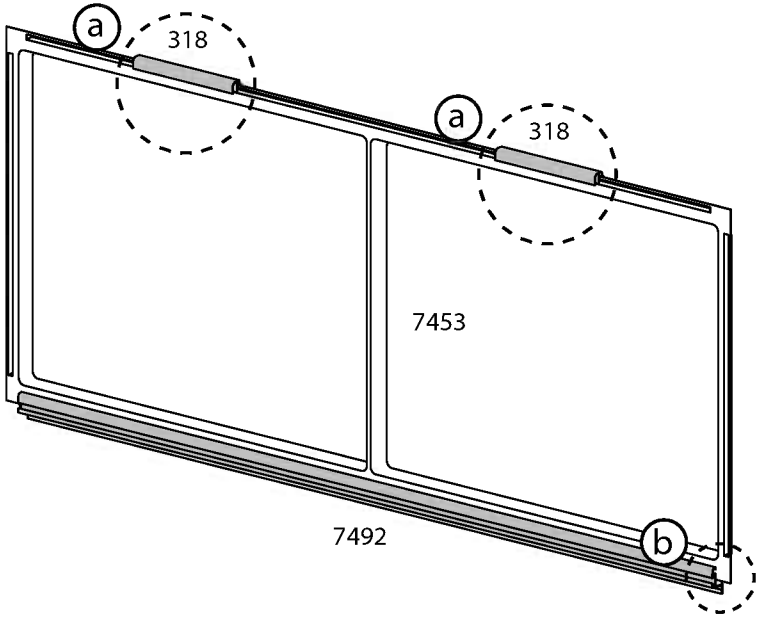
a
318
a
318
7453
7492
b

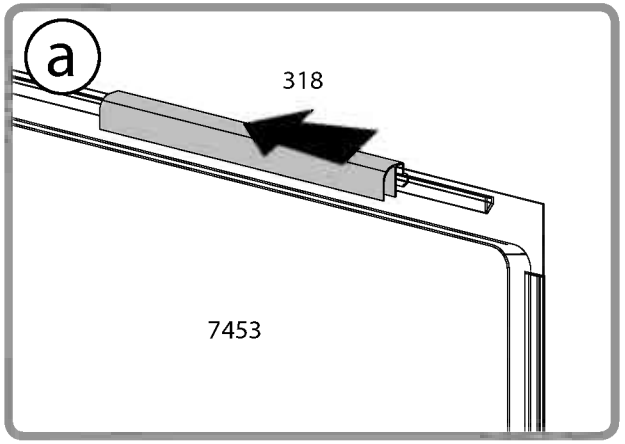
a
318
7453

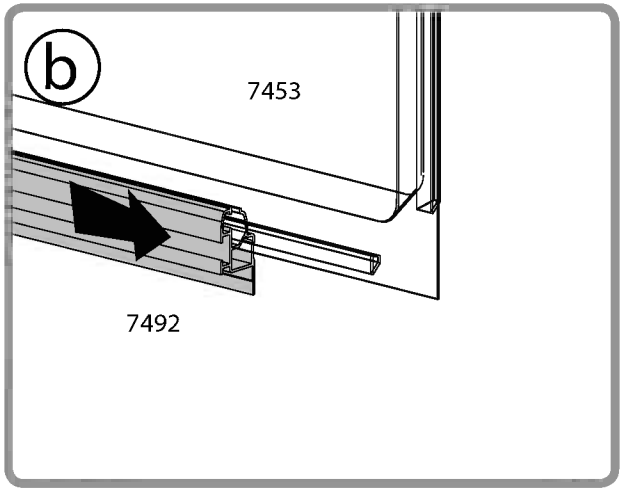
b
7453
7492

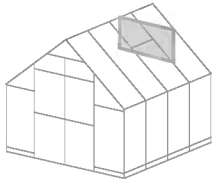

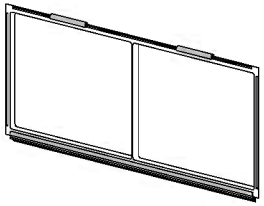

461 4

466 4

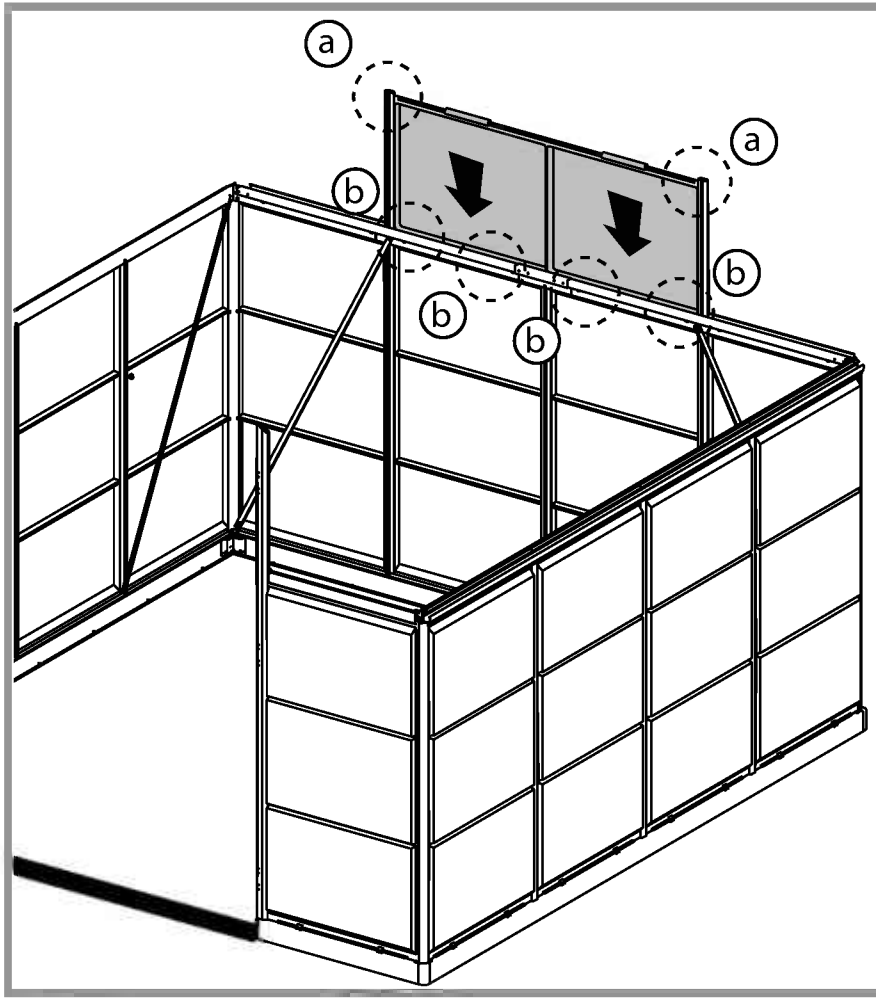

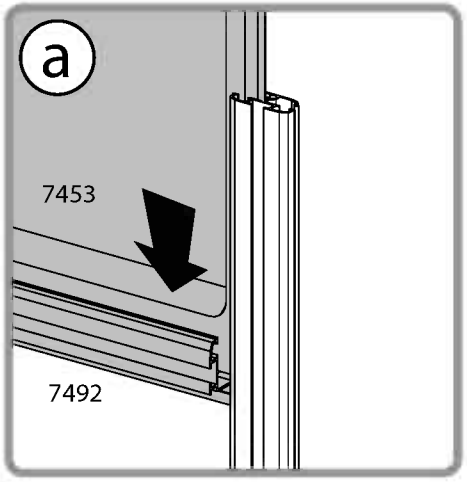

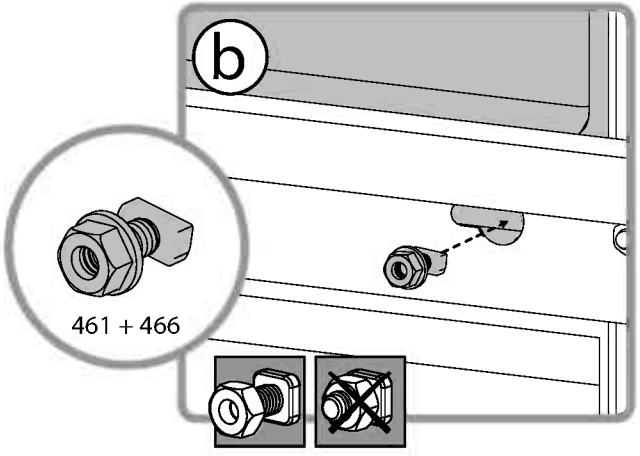

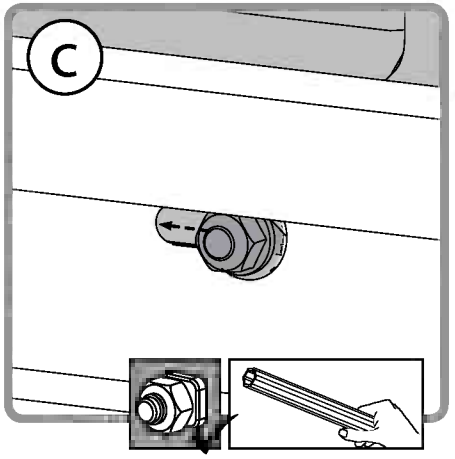

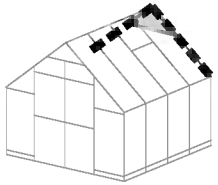

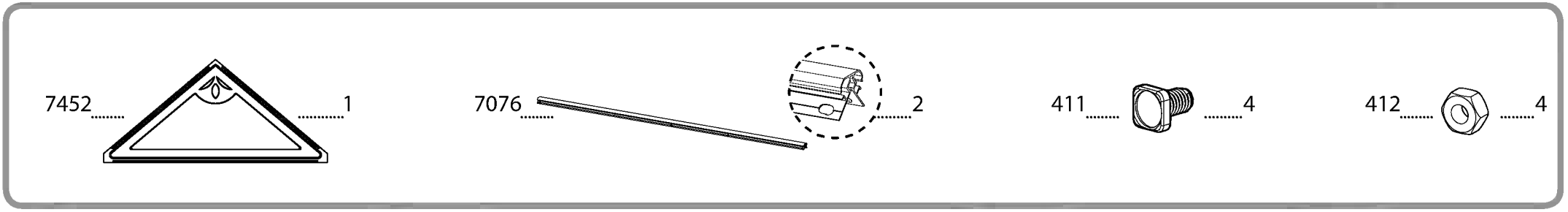
7452
1
7076
2
411
4
412
4

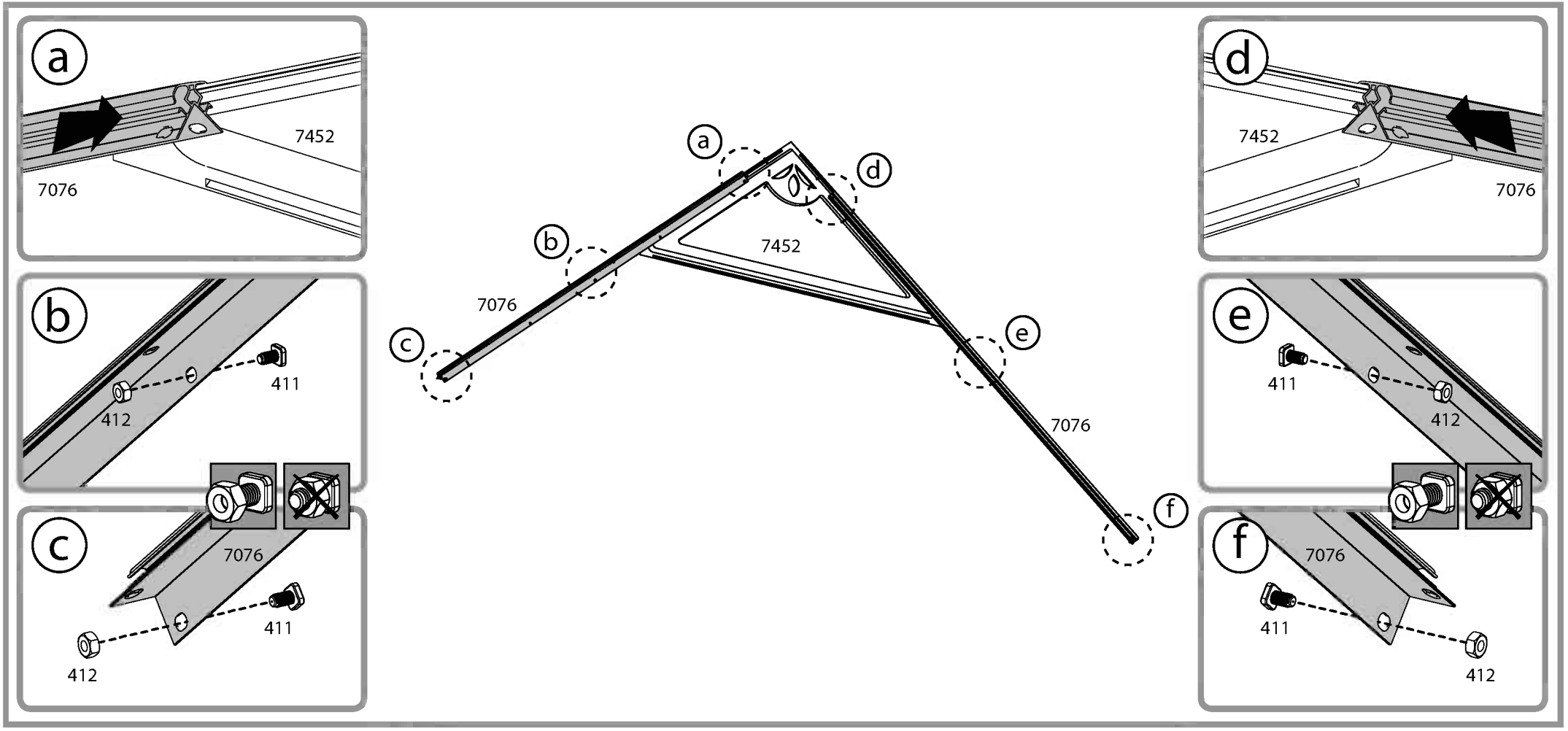
a
7452
7076
b
411
412
c
7076
411
412
a
d
b
7452
7076
c
e
7076
f
d
7452
7076
e
411
412
f
7076
411
412

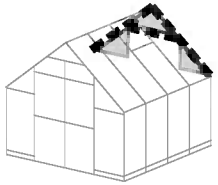

7488
1

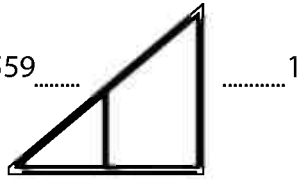
559
1

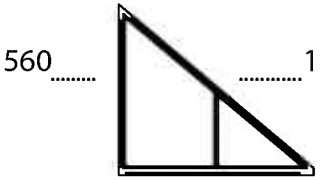
560
1

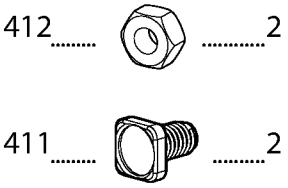
412
2
411
2

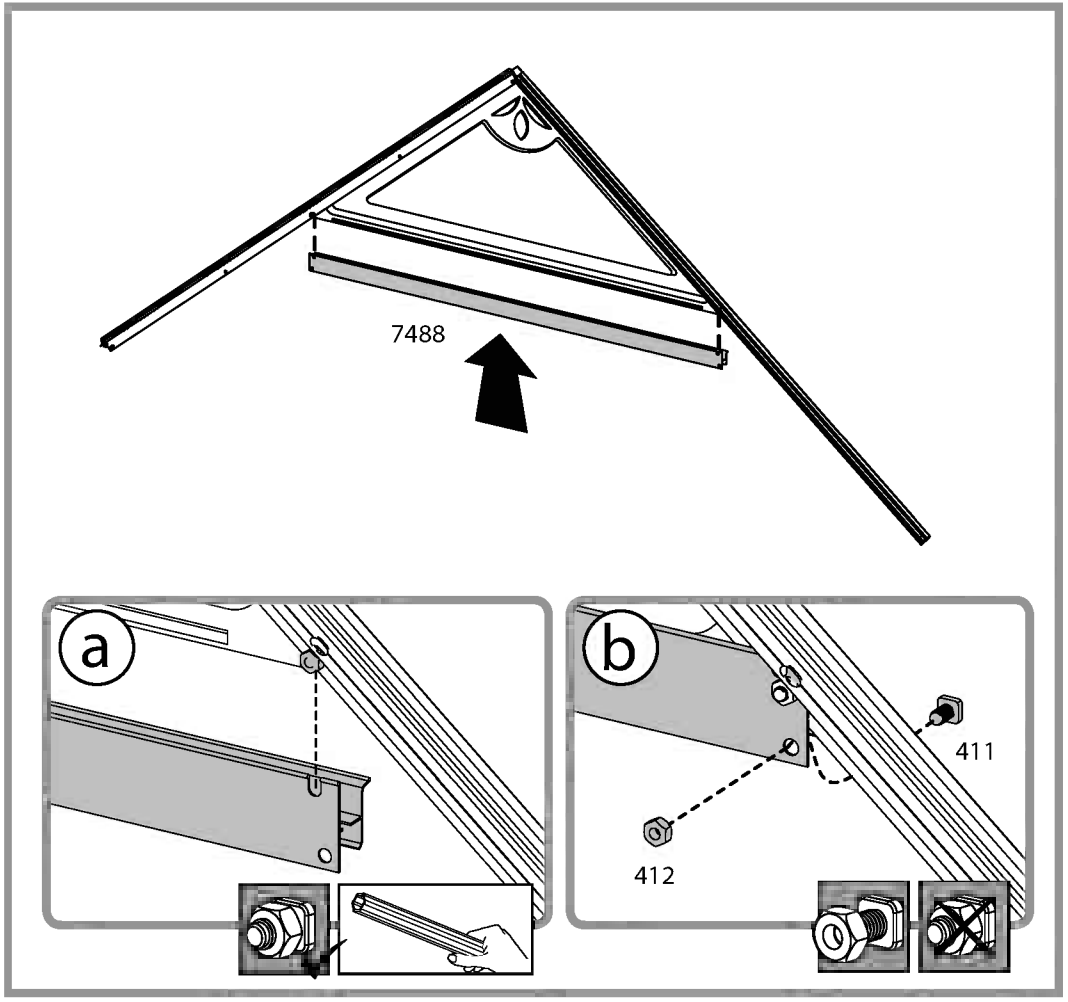
7488
a
b
411
412

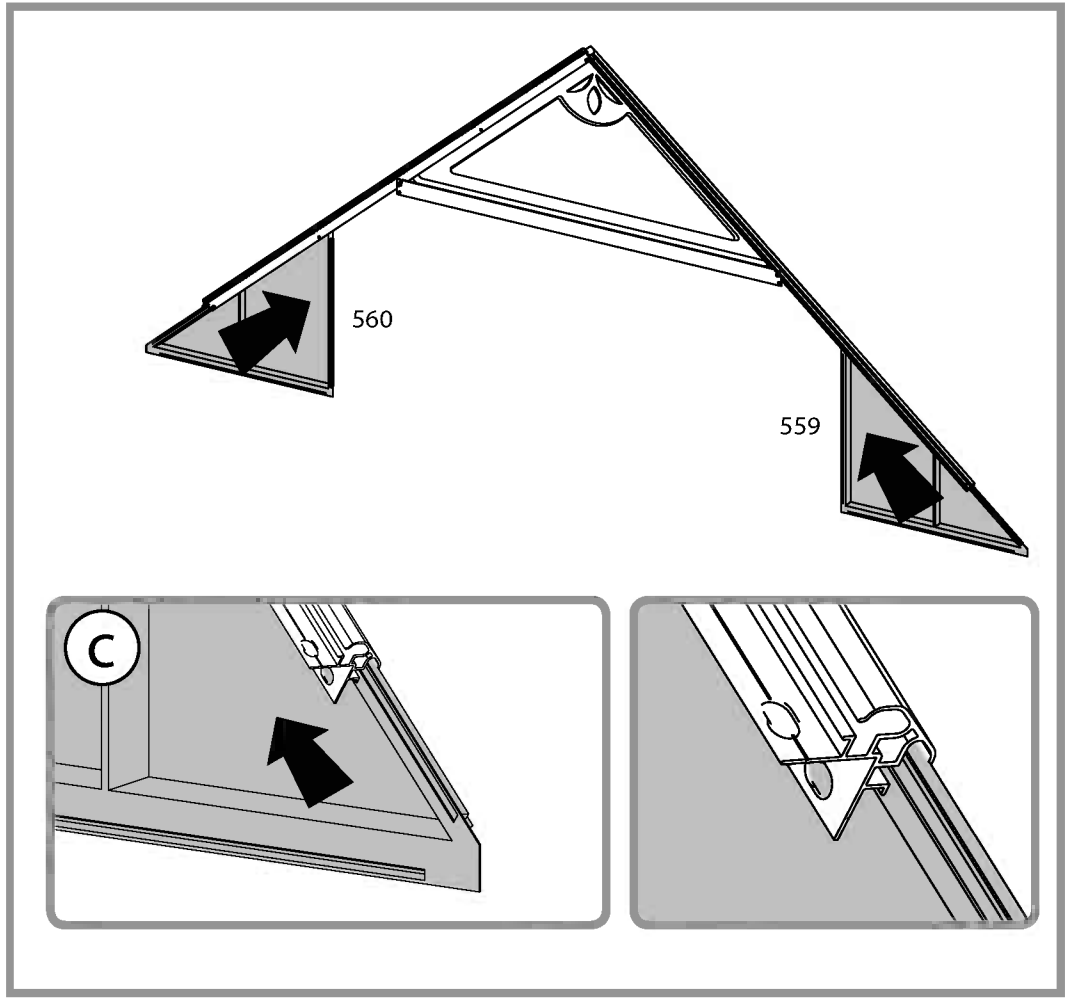
560
559
c

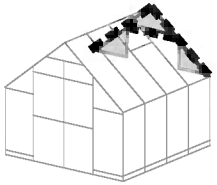

412 2

411 2

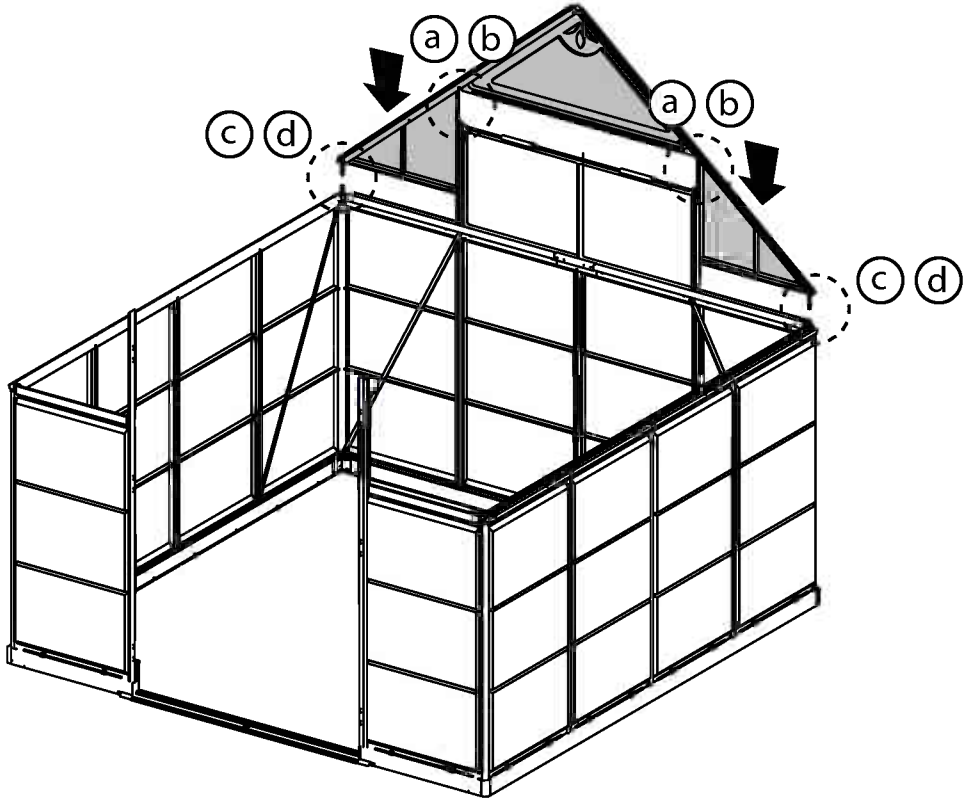

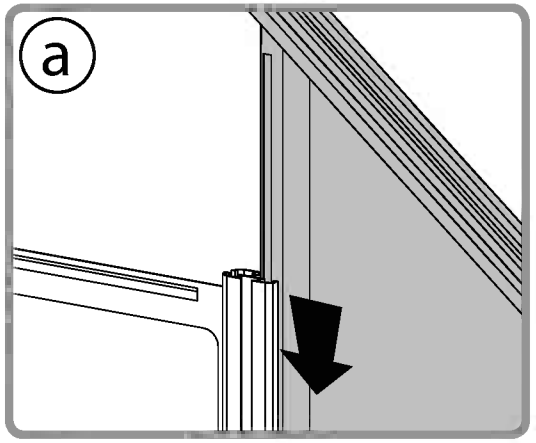

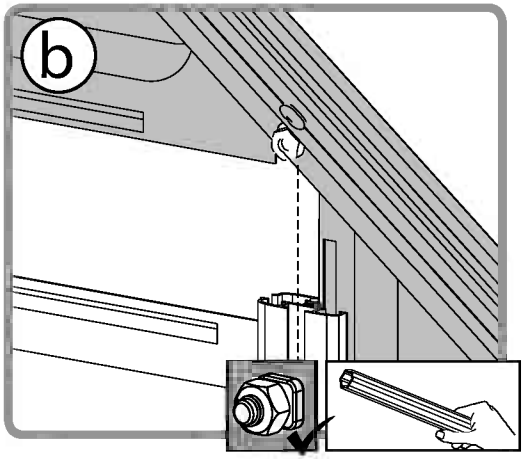

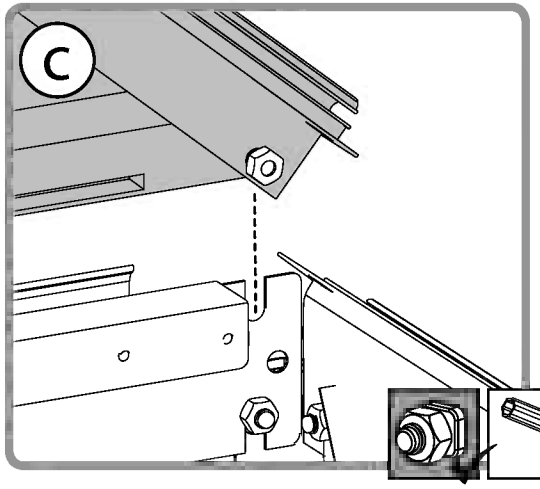

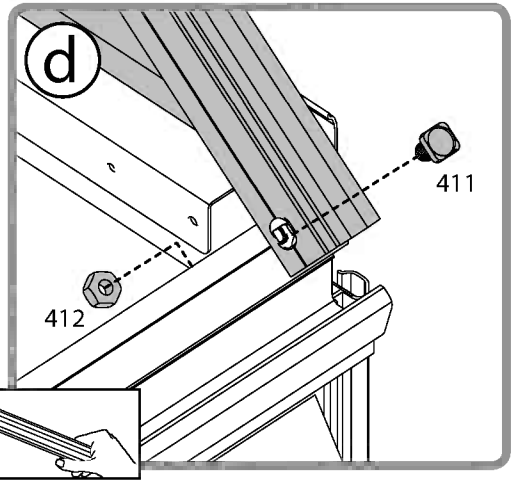

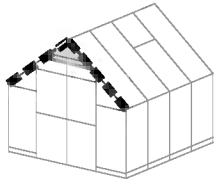

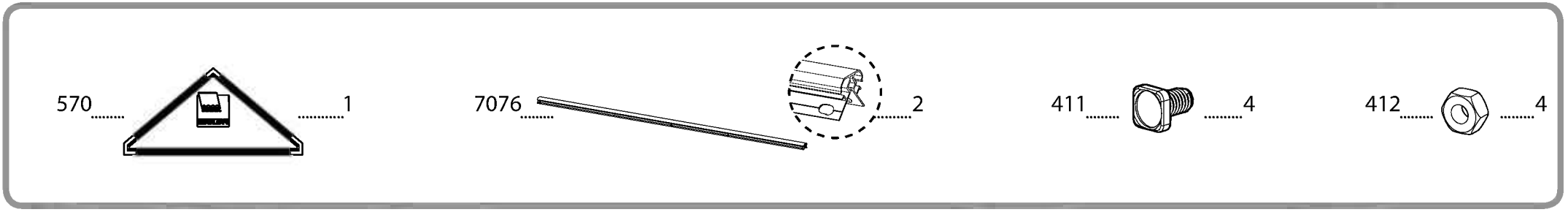
570
1
7076
2
411
4
412
4

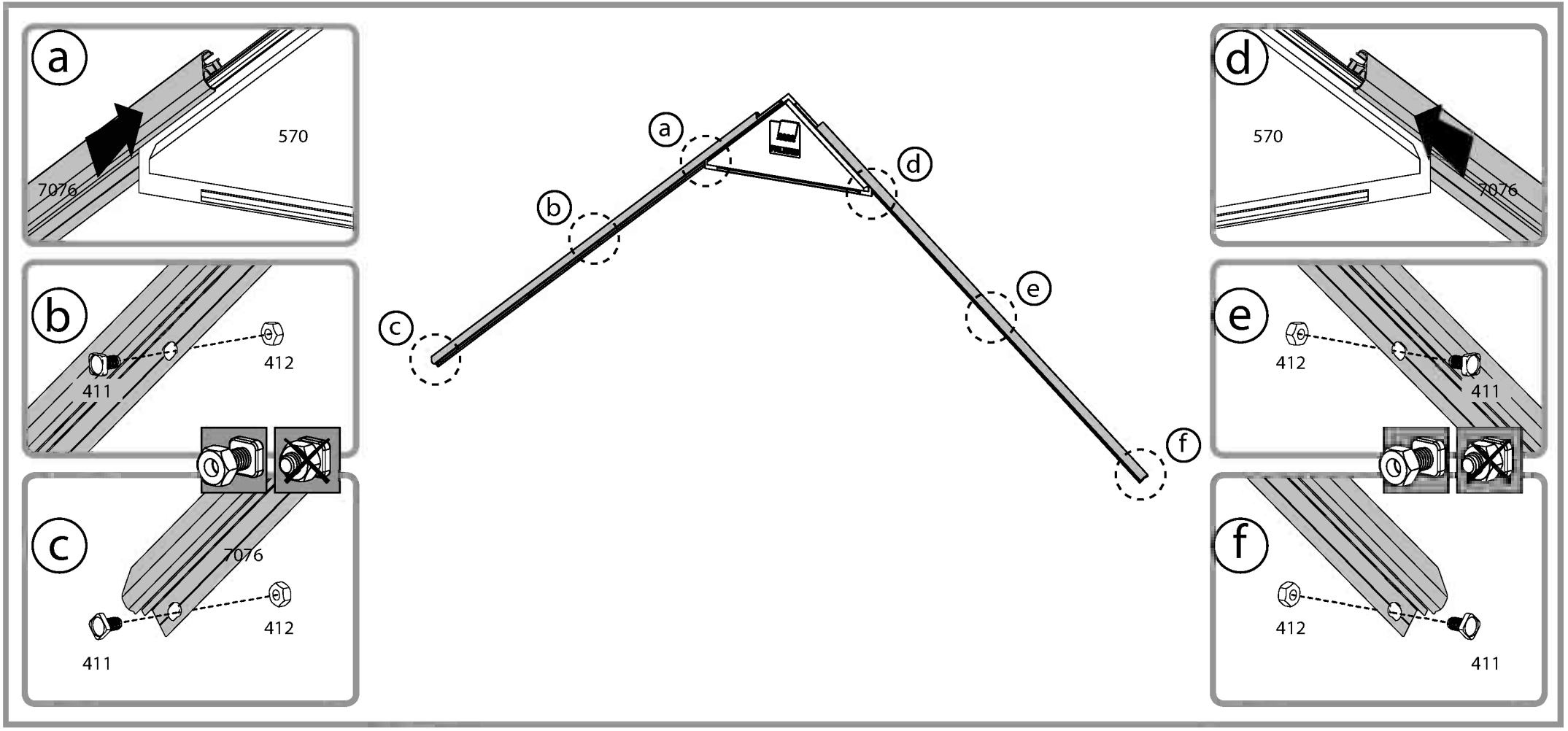
a
570
7076
b
411
412
c
7076
411
412
a
b
c
d
e
f
d
570
7076
e
412
411
f
412
411

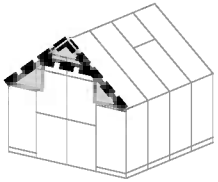

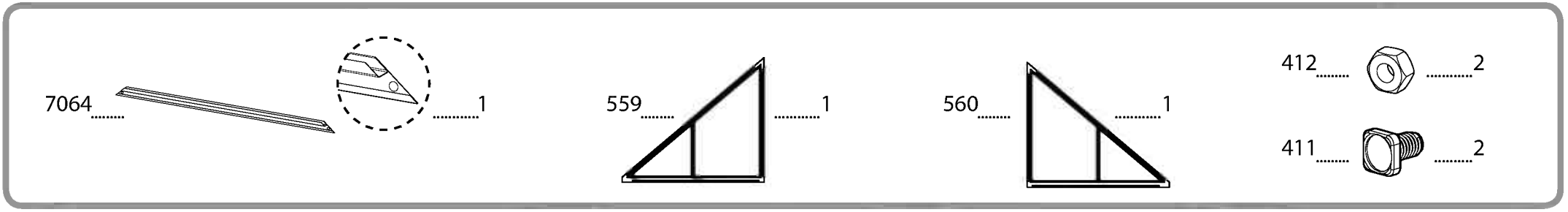
7064 1
559 1
560 1
412 2
411 2

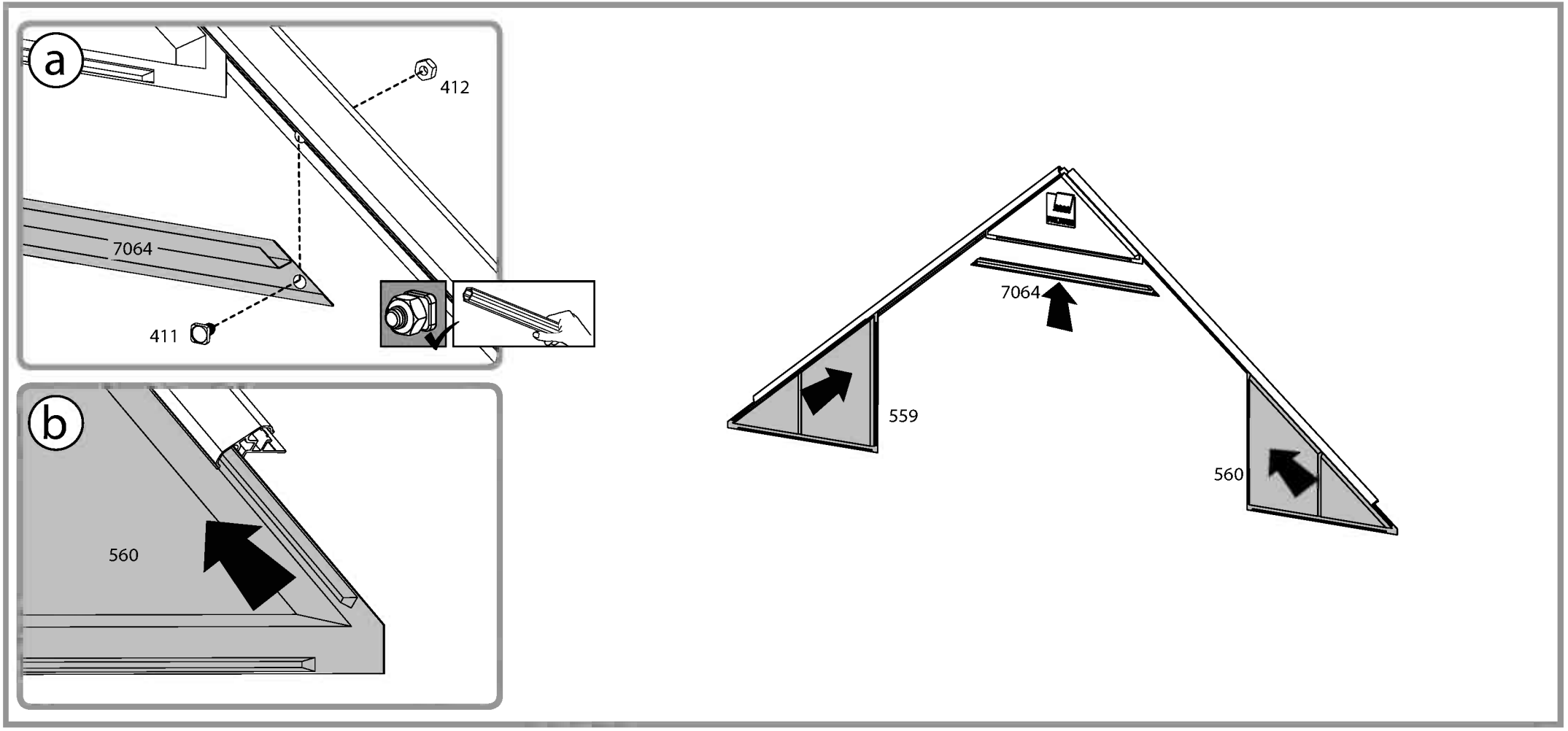
a
412
7064
411
b
560
7064
559
560

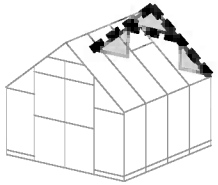

412 2

411 2

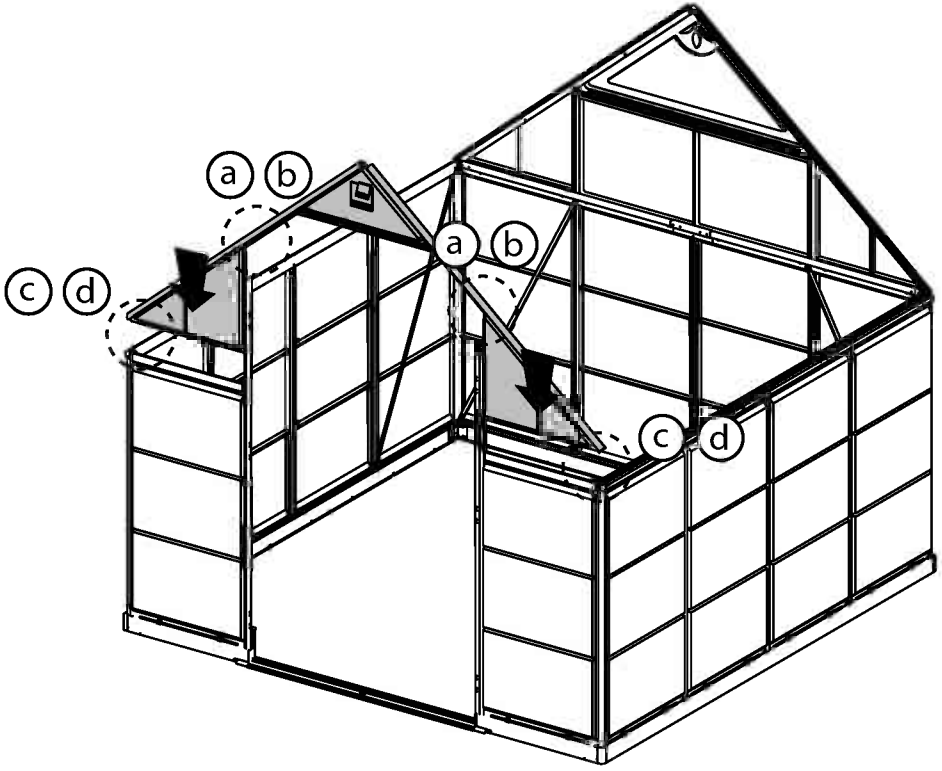

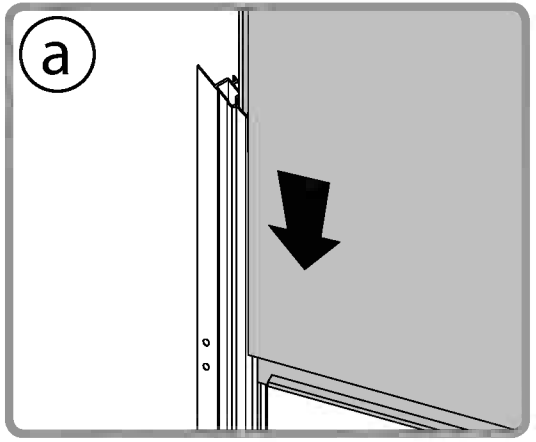

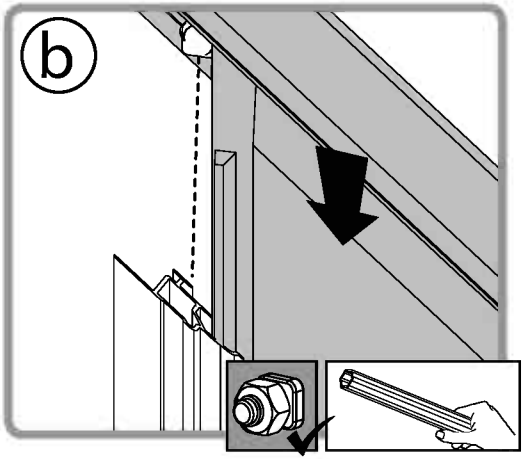

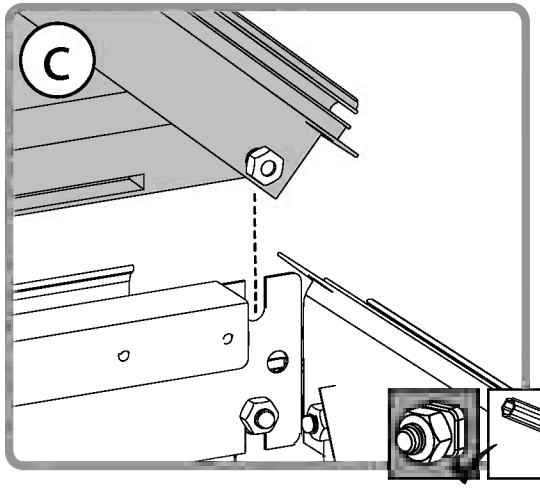

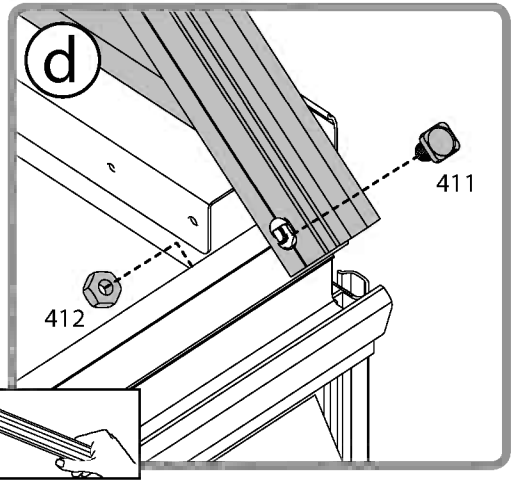

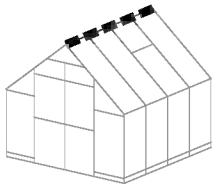

998 ..... 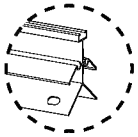 1

412 6

411 6

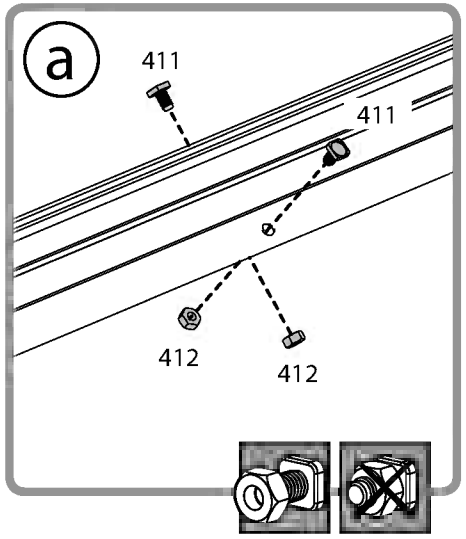

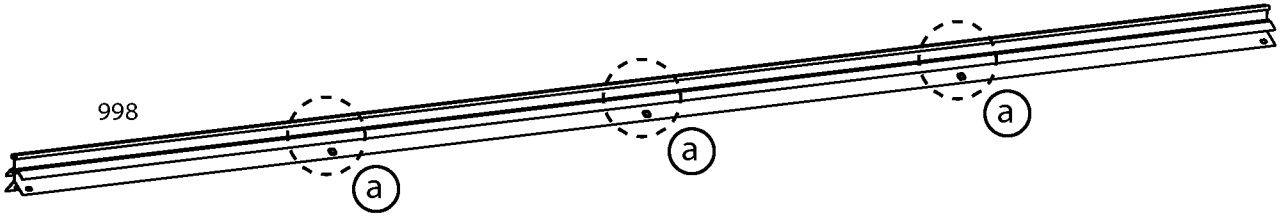

49 For Extension Kit Only

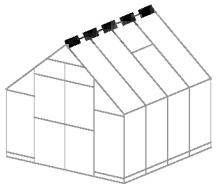

977 1

998 1

07 1

7316 1

411 12

412 12

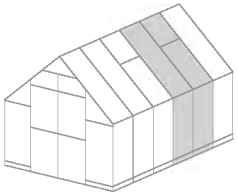

Extension Kit

8'x12'
(8'x8' + Extension)

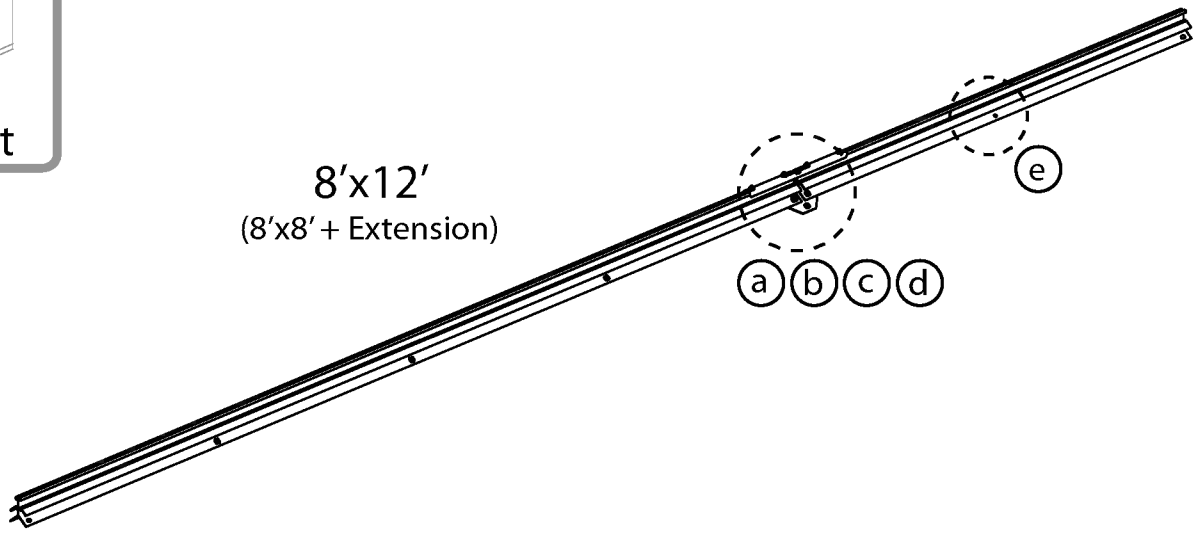

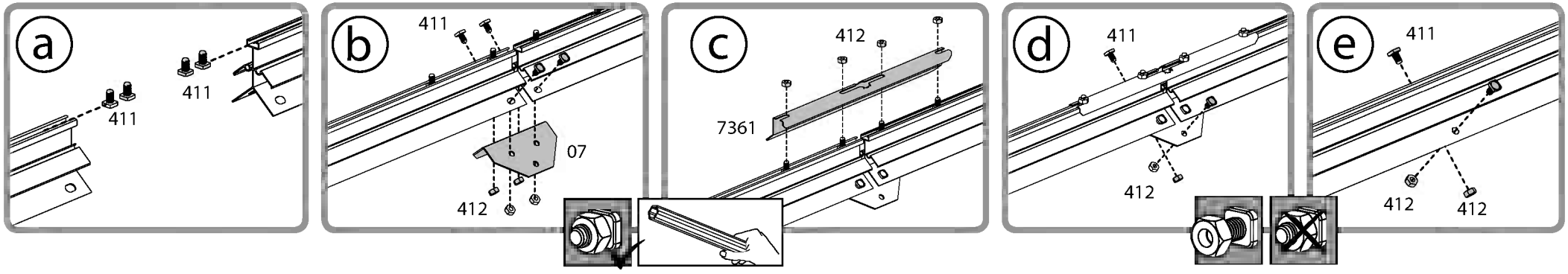

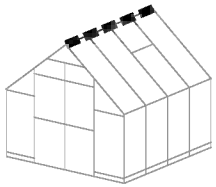

412 4

411 4

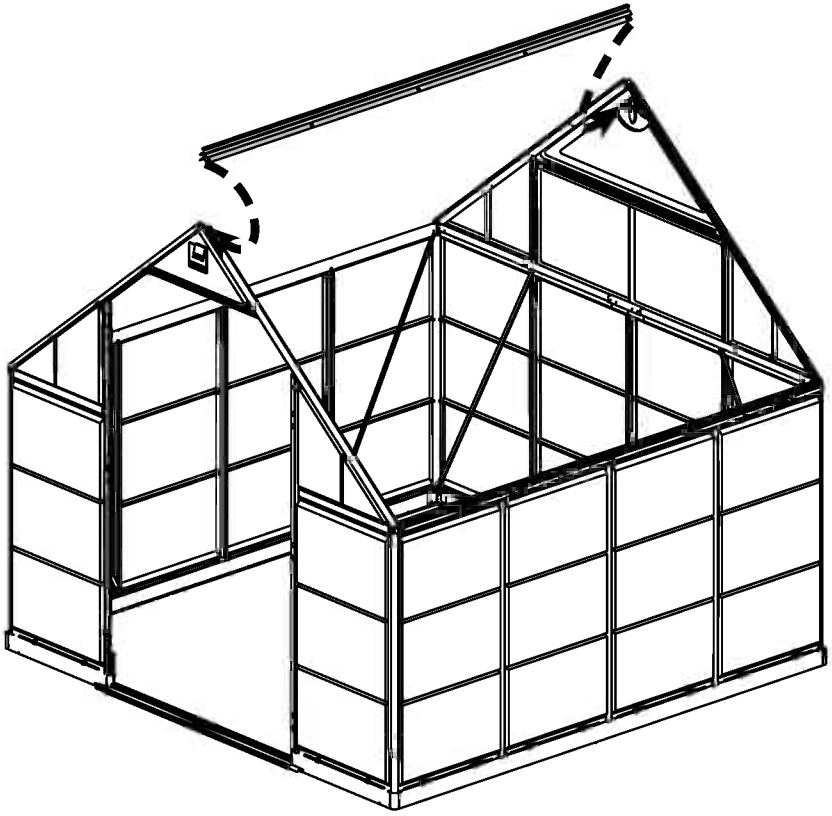

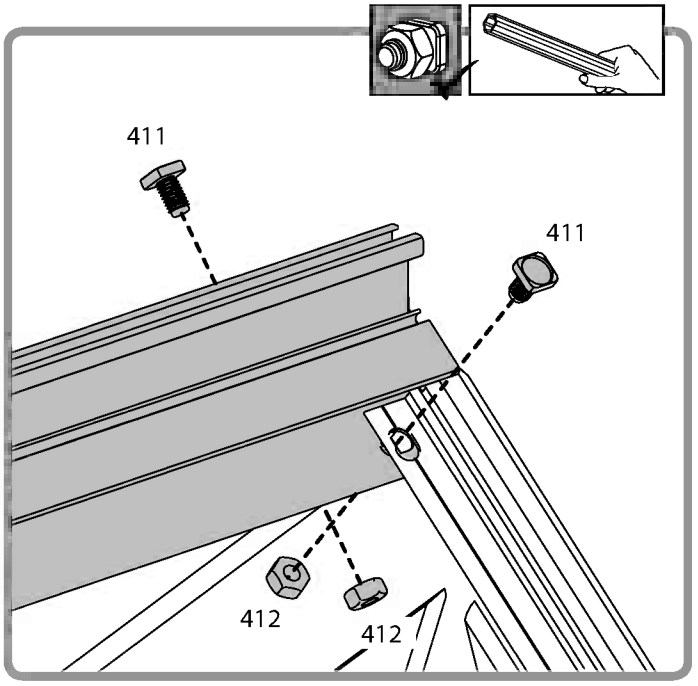

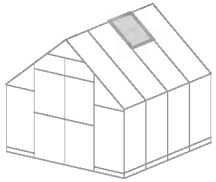

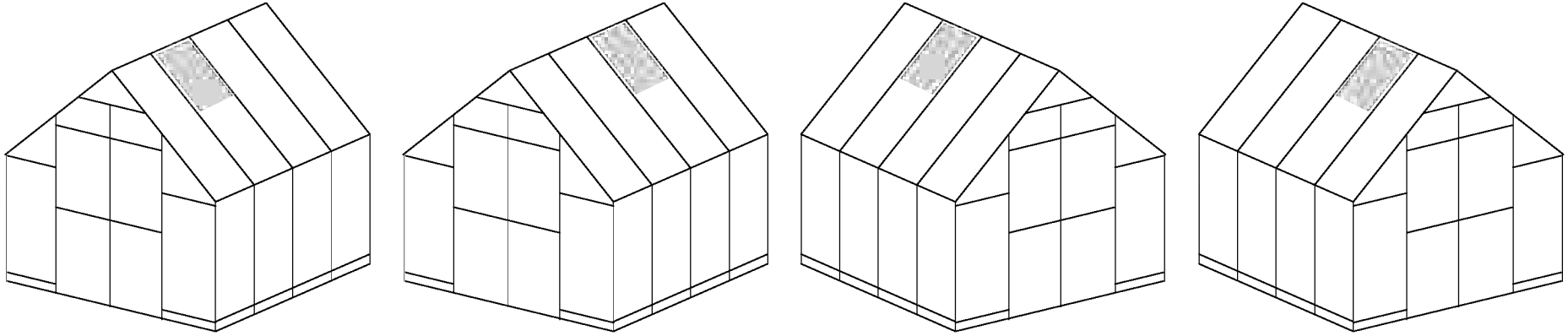

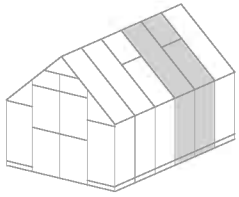

Extension Kit

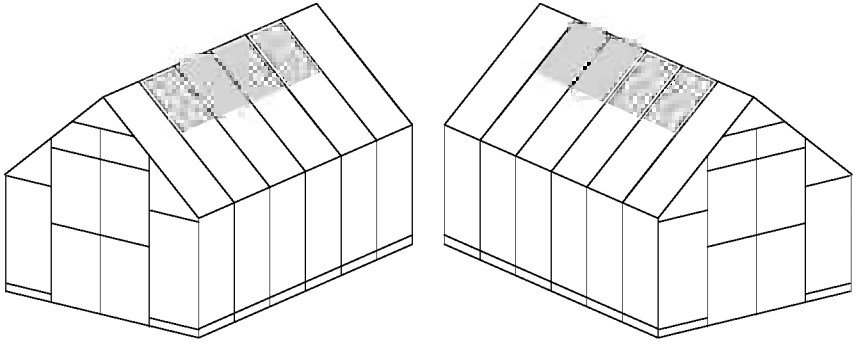

8'x12'
(8'x8' + Extension)

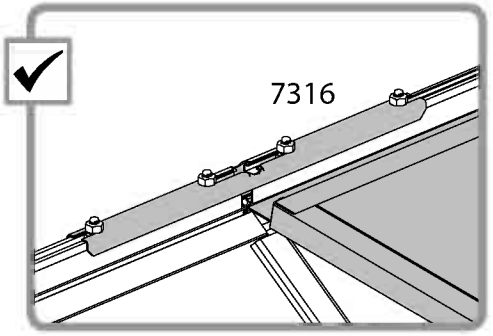

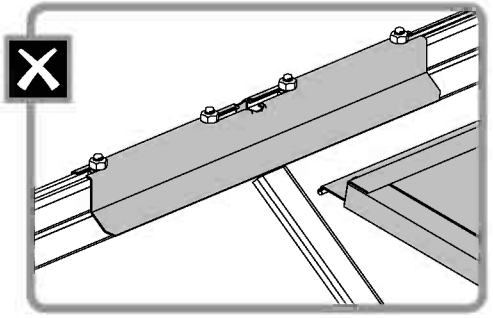

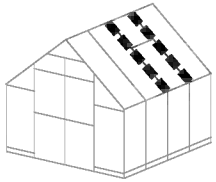

7073 2

288 2

411 4

412 4

Extension Kit

7073 ..... +2
288 ..... +2
411 ..... +4
412 ..... +4

a

411
288
411
412
412

b

7073
7073

7073
7073

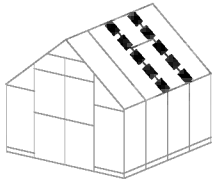

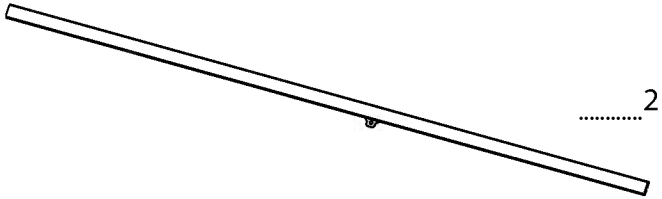

.....2

412..... 2

411..... 2

7073.....+2

411.....+2

412.....+2

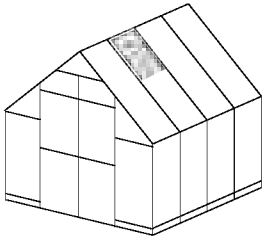

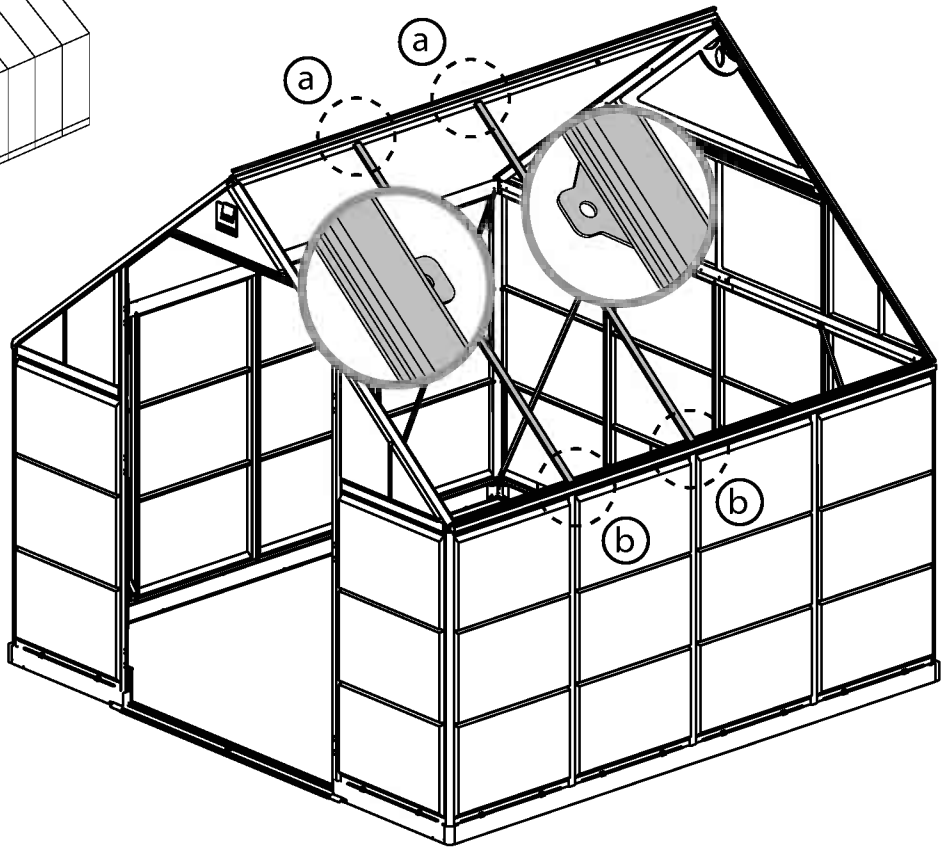

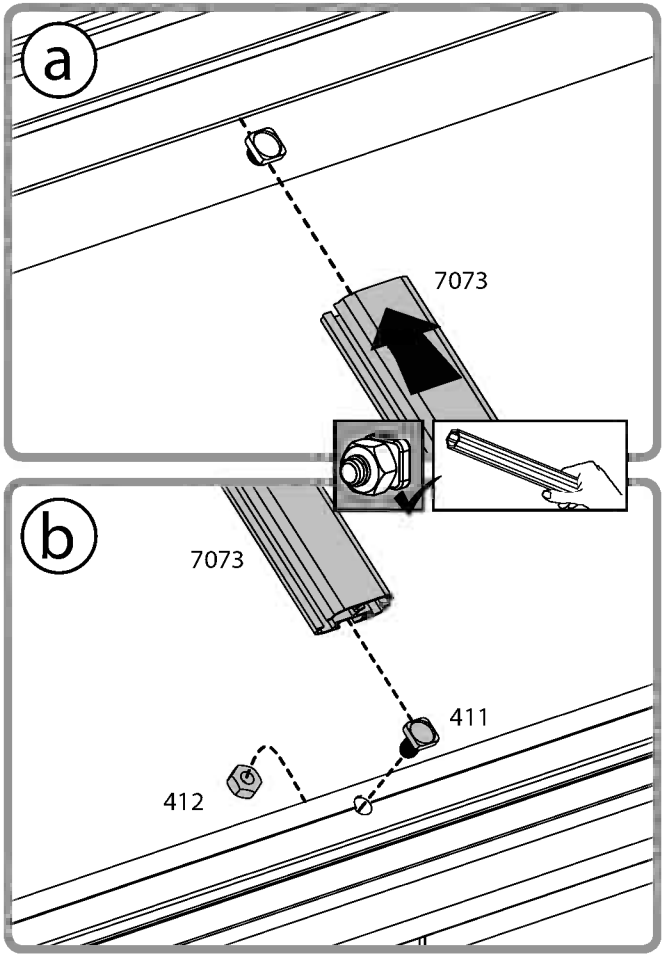

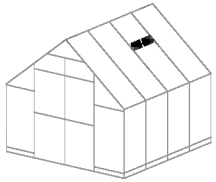

990 1

412 2

411 2

Extension Kit

990 ..... +1
411 ..... +2
412 ..... +2

a

990

990

411

b

990

412

95 cm / 37.4"

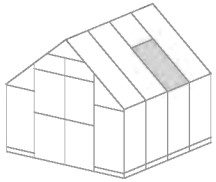

7079.....  1

7079.....+1

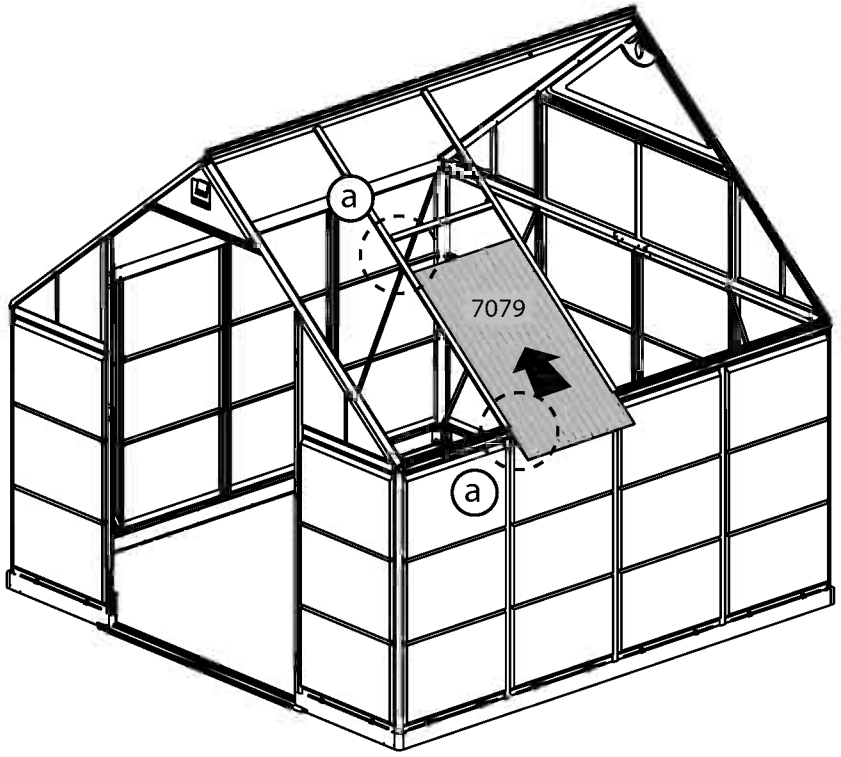

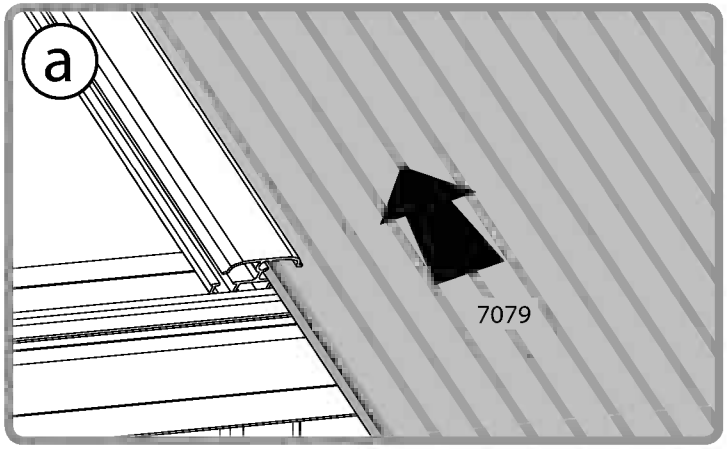

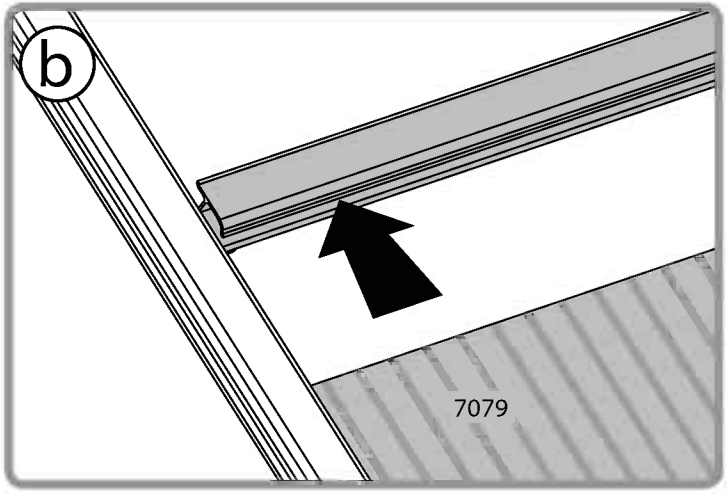

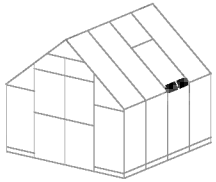

981 ..... 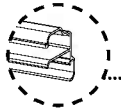 1

981 ..... +1

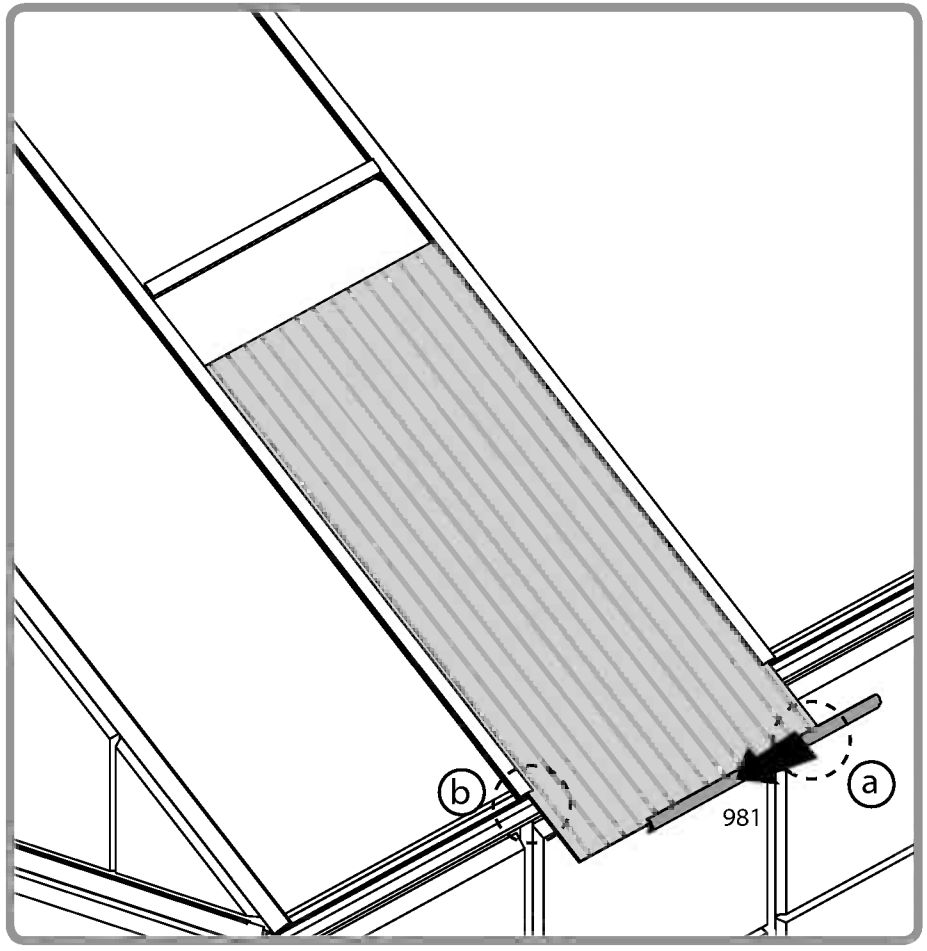

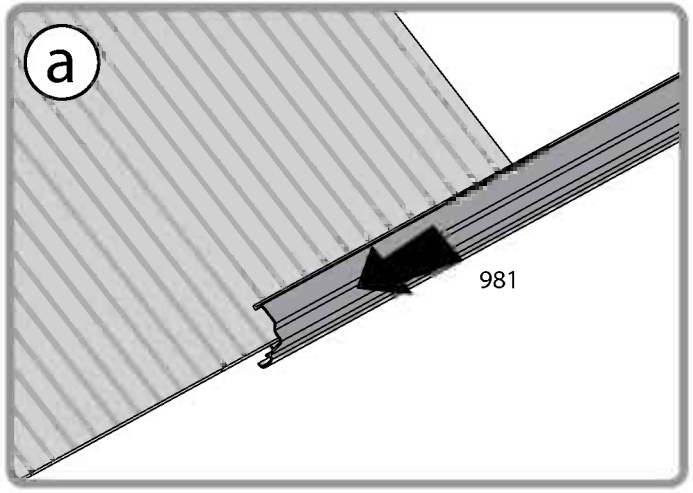

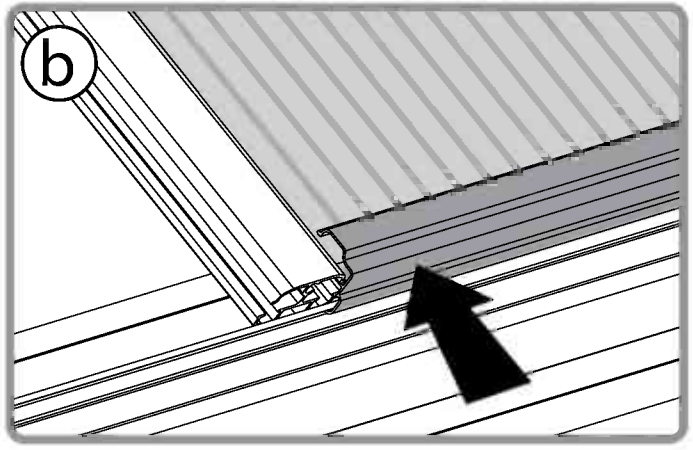

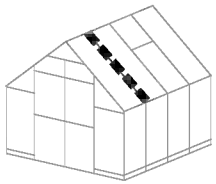

7073 4

412 4

411 4

Extension Kit

7073 ..... +2

411 ..... +2

412 ..... +2

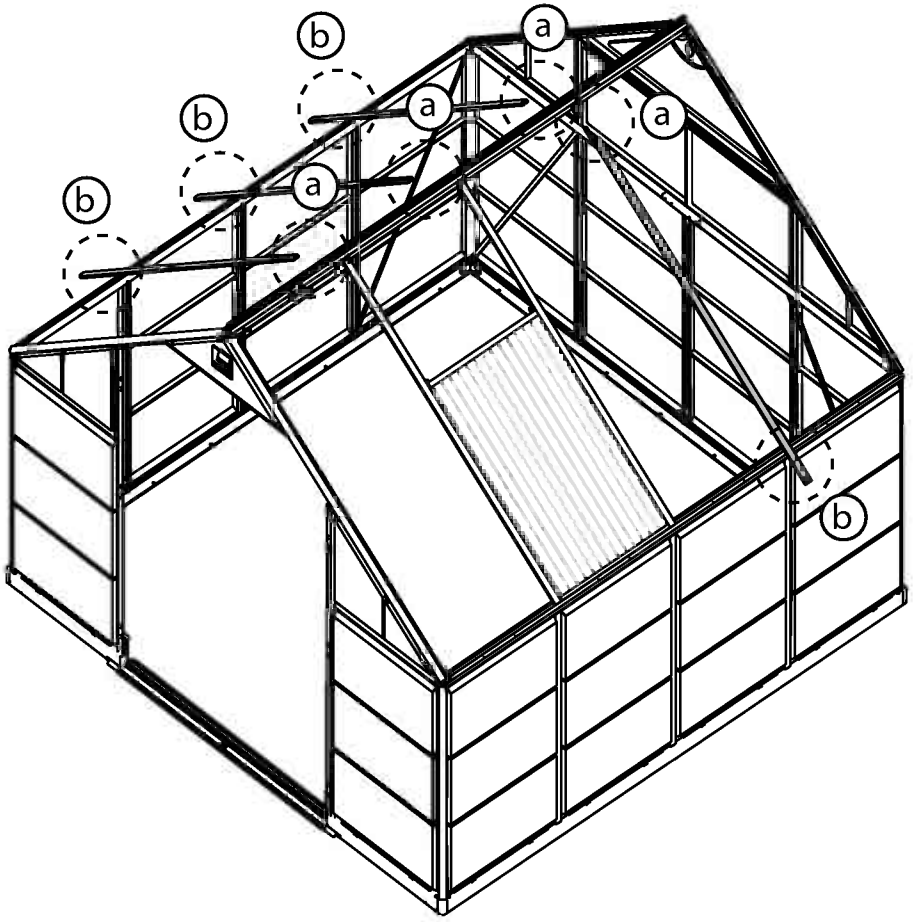

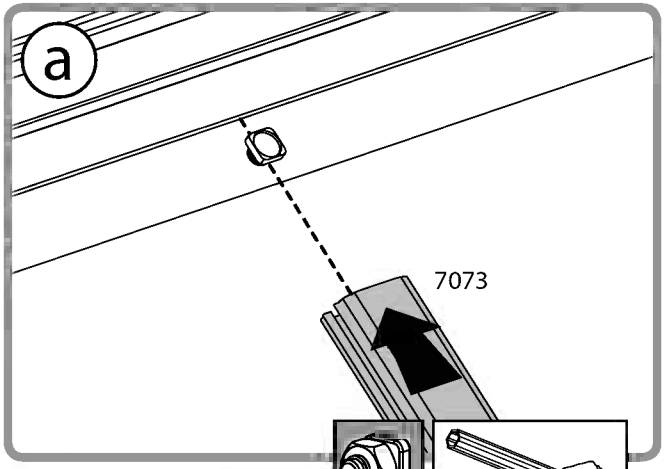

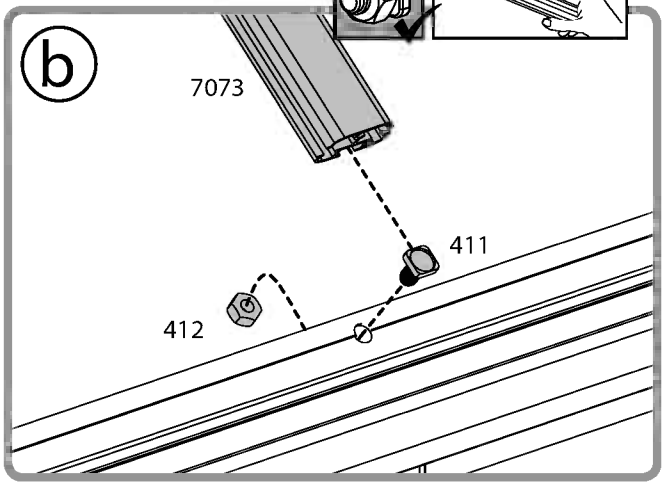

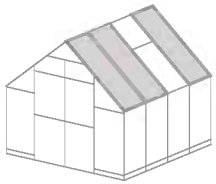

7078 .....  7

318 7

7078 ..... +3

318 ..... +3

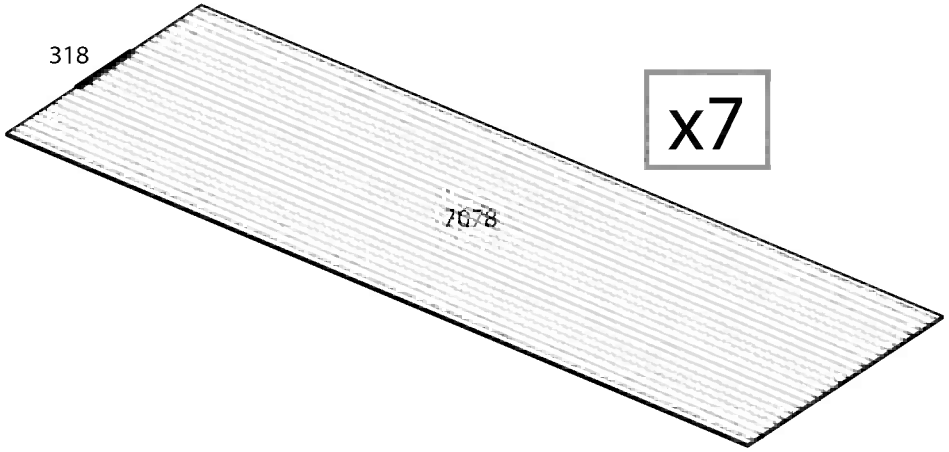

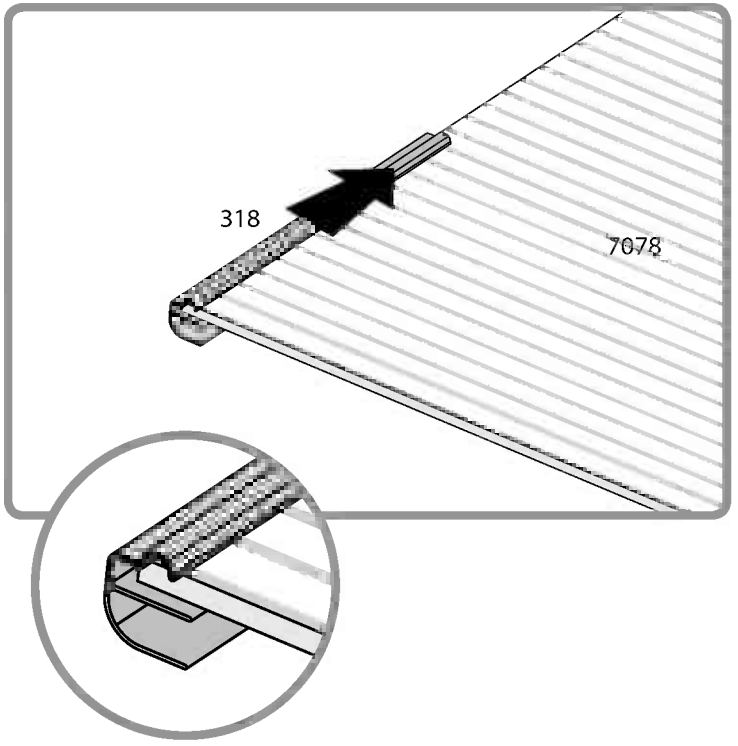

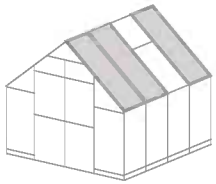

7078+318 .....  7

981 ..... 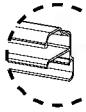 7

7078 ..... +3

318 ..... +3

981 ..... +3

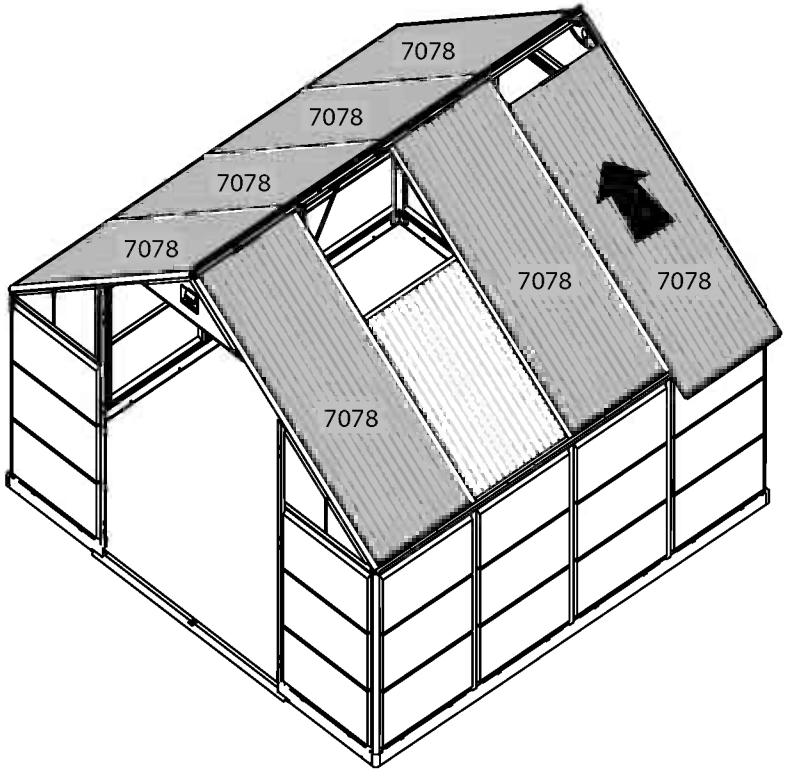

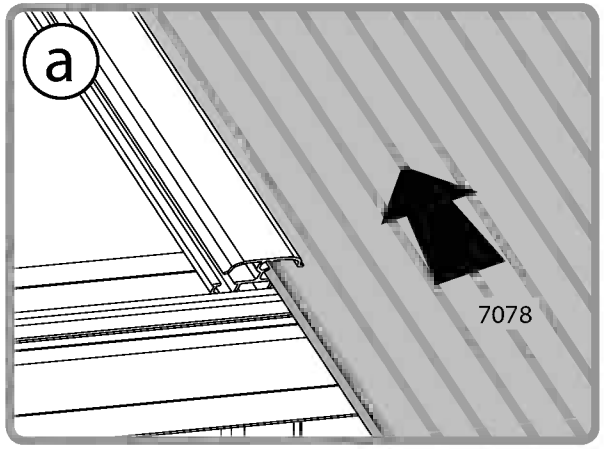

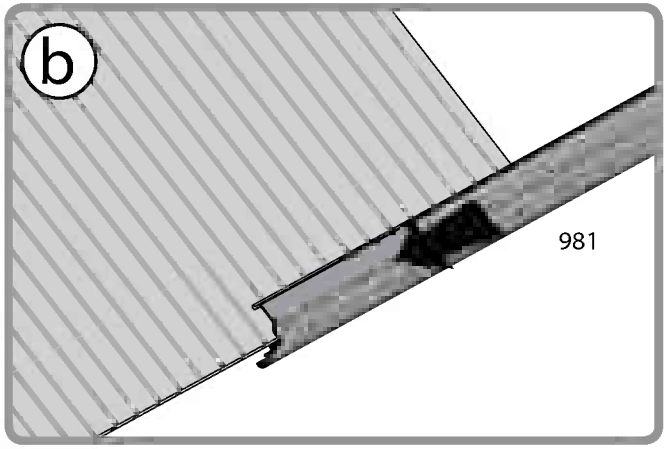

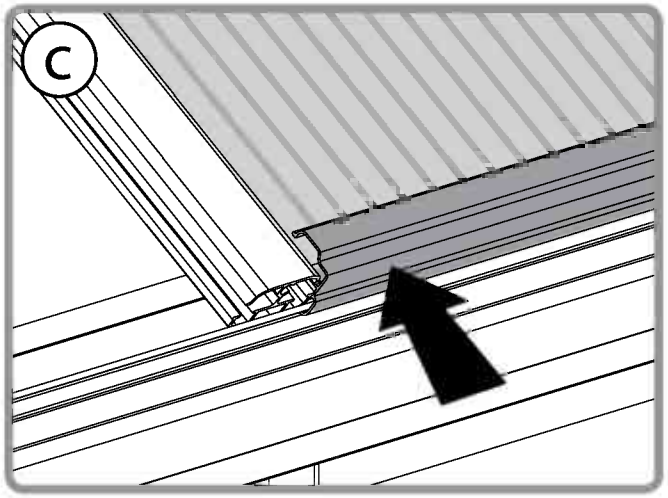

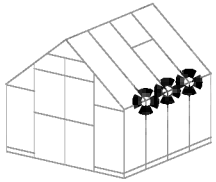

329 ..... 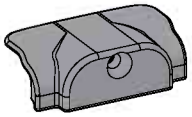 6

4043 ..... 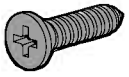 6

329 ..... +4

4043 ..... +4

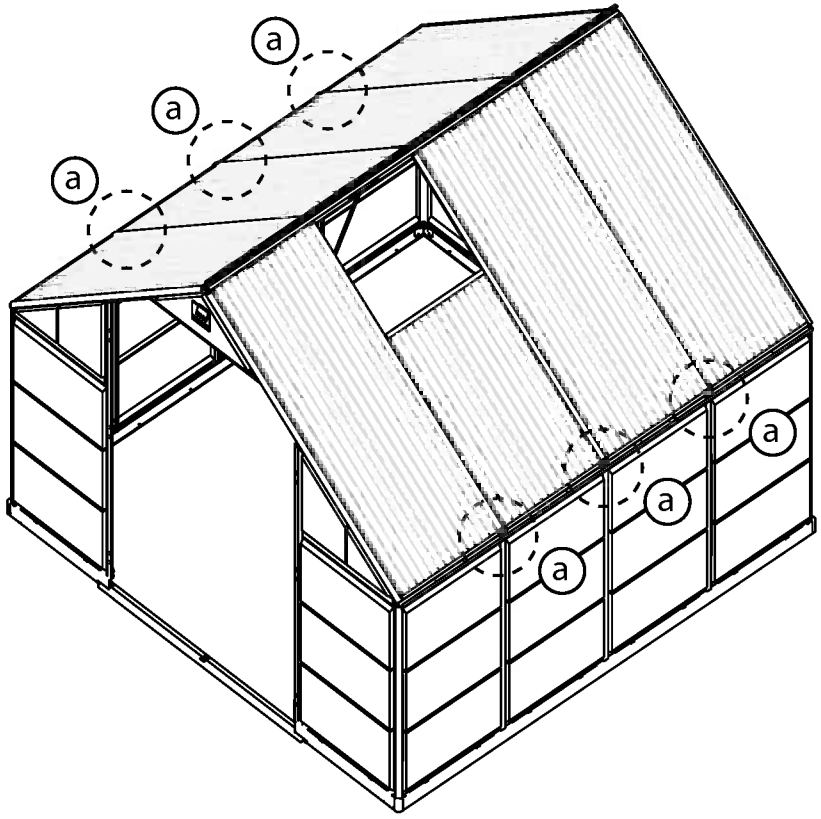

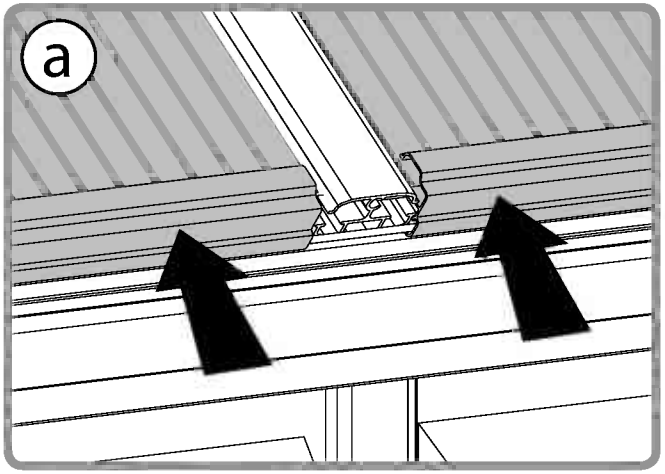

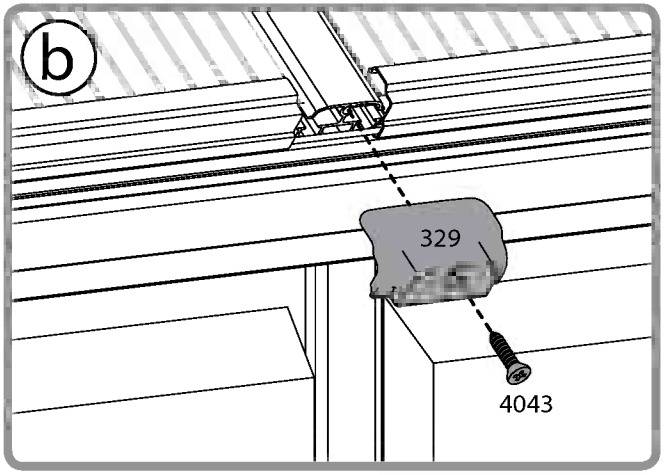

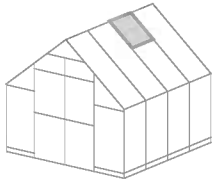

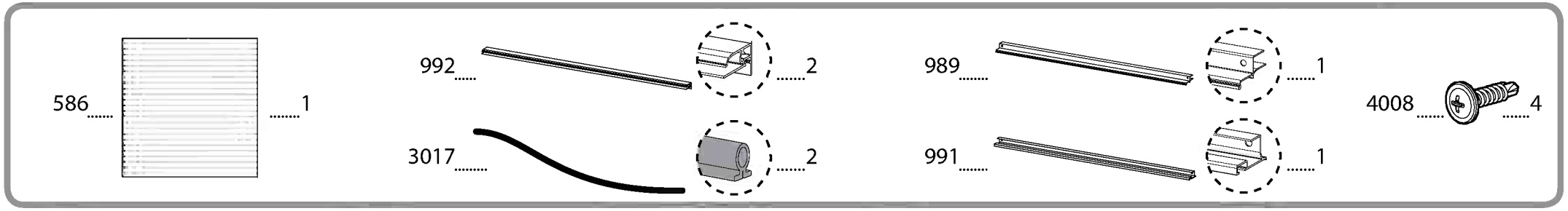
586 1
992 2
3017 2
989 1
991 1
4008 4

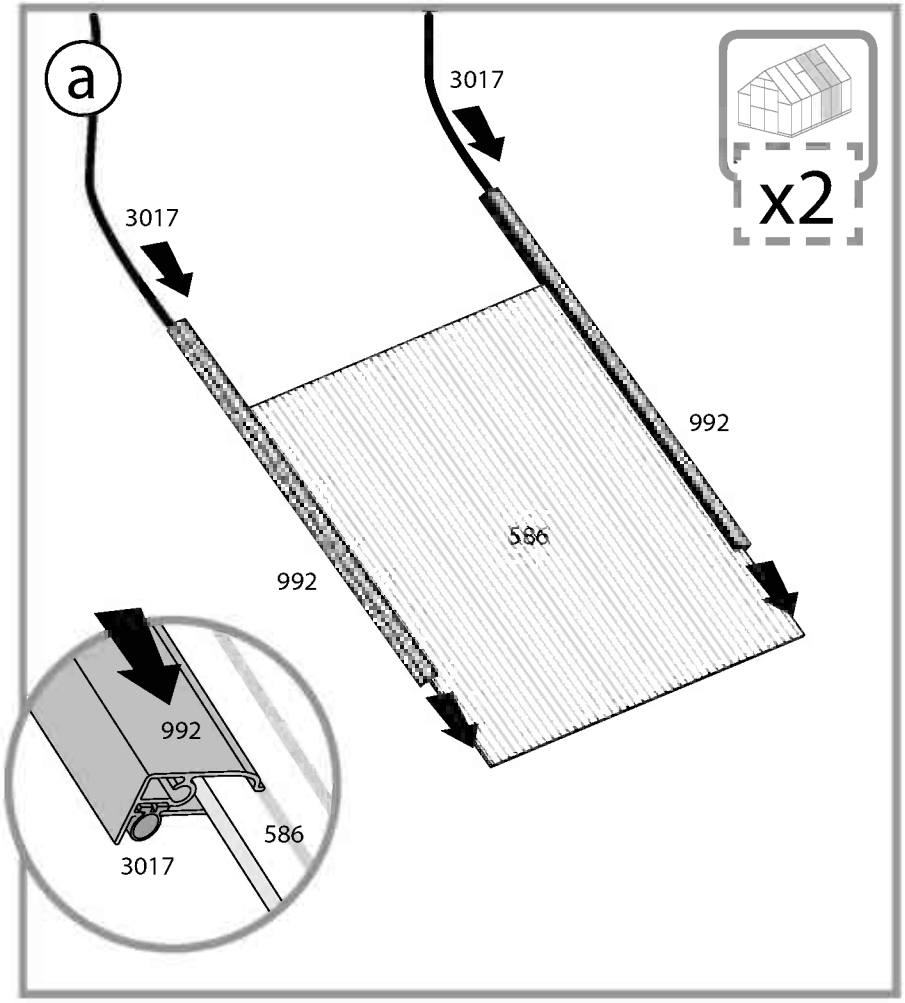
a
3017
3017
x2
992
586
992
992
586
3017

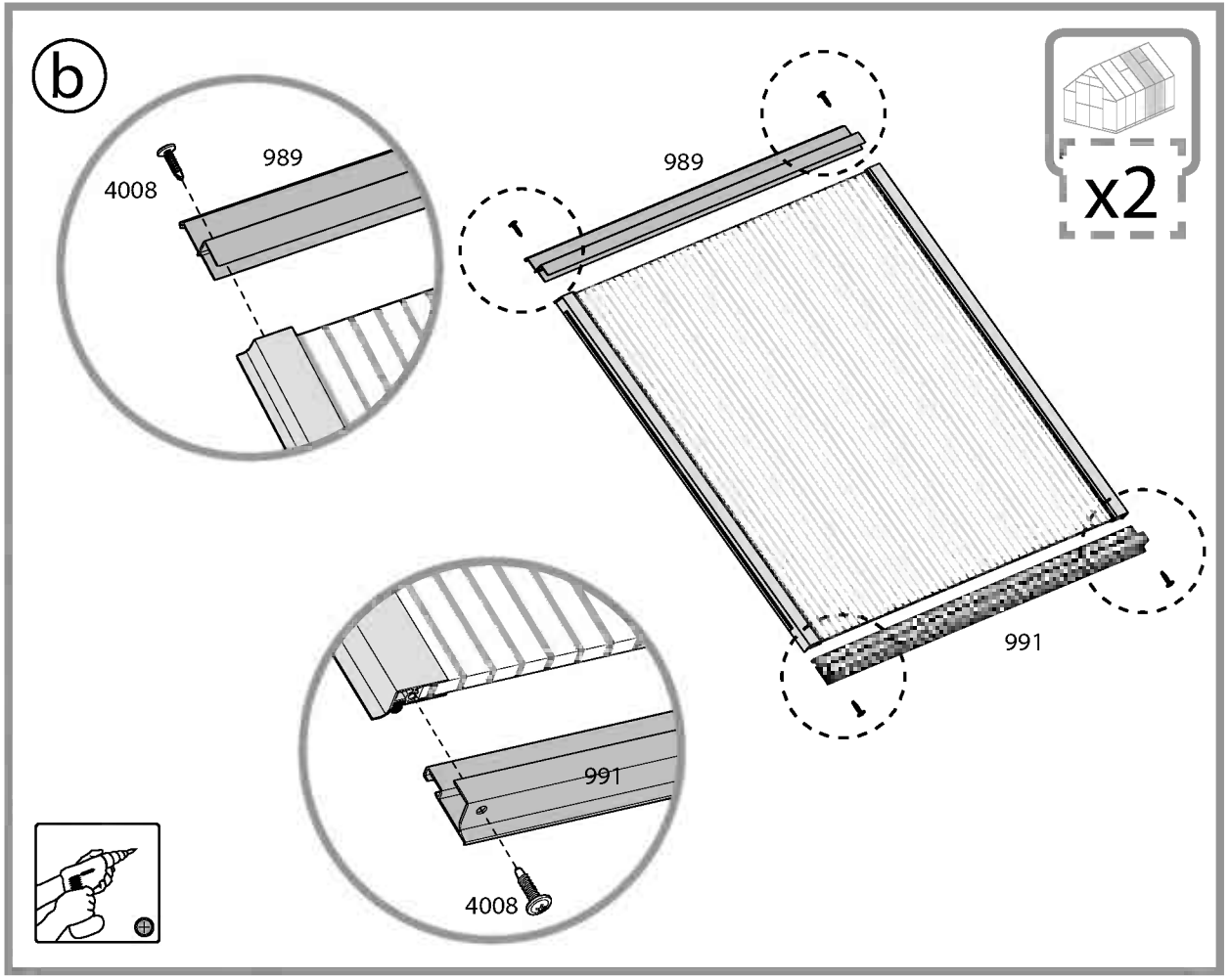
b
4008
989
989
x2
991
991
4008

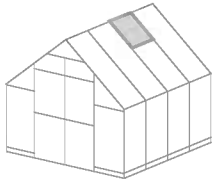

7009.....  2

7009.....+2

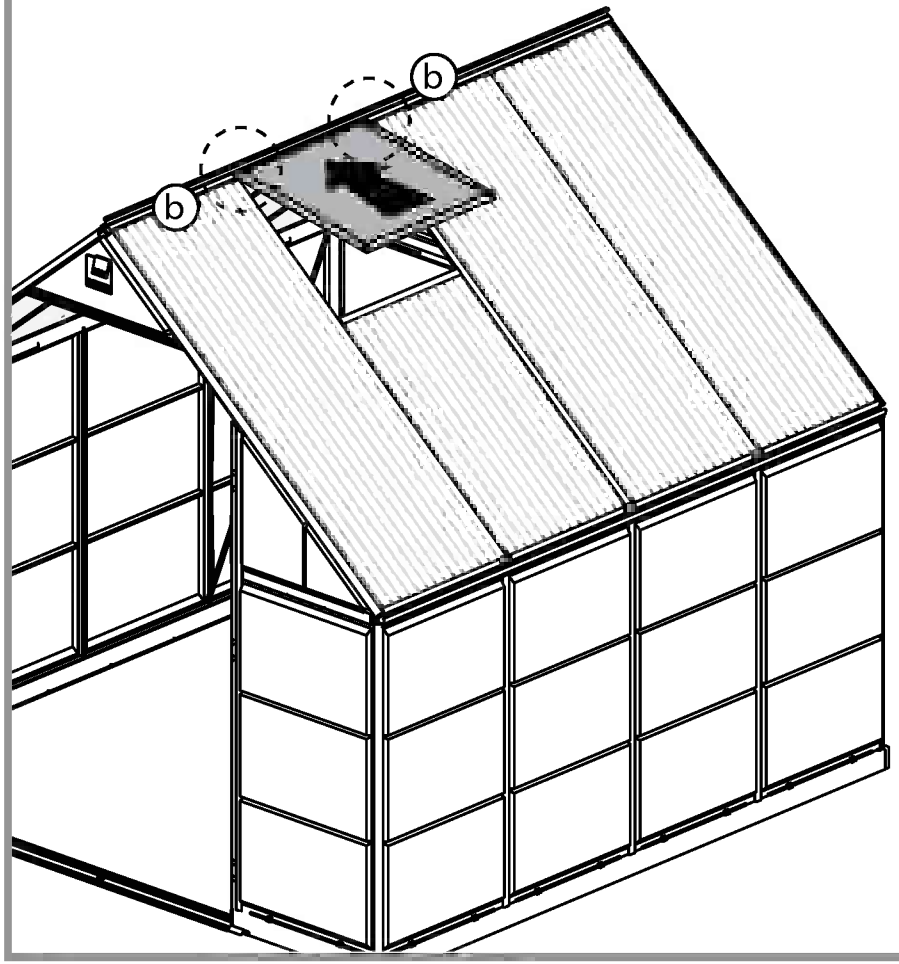

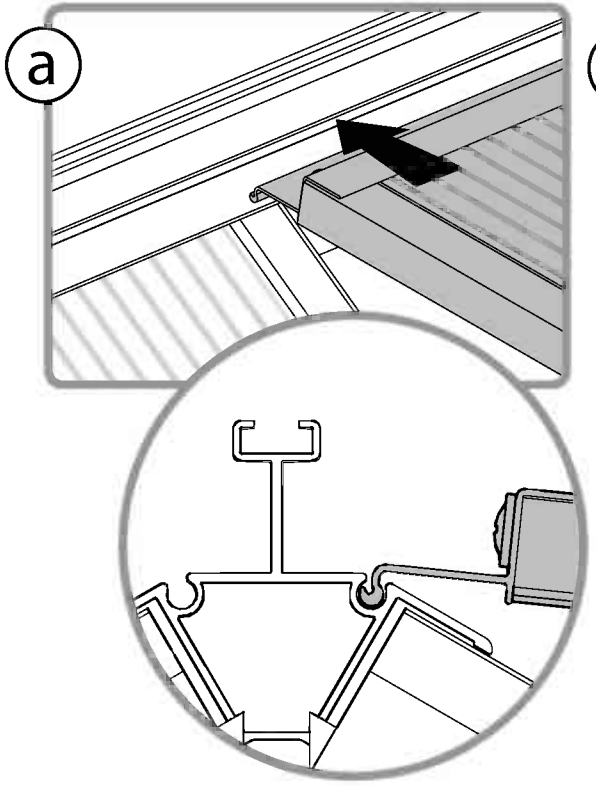

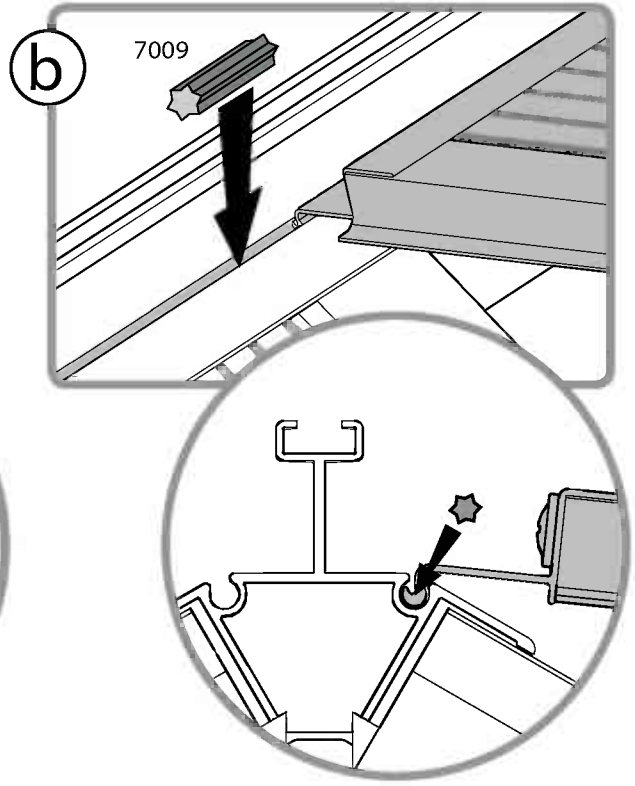

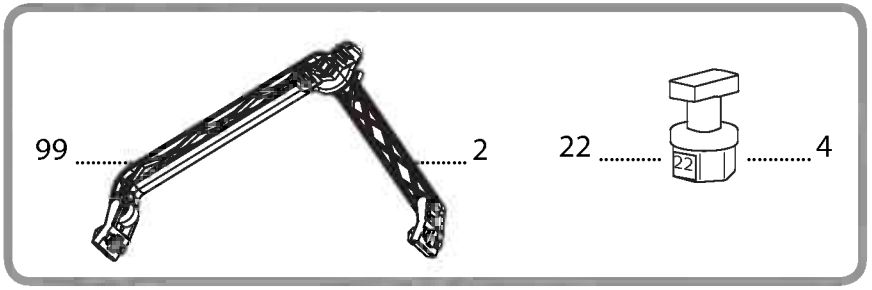
99
2
22
22
4

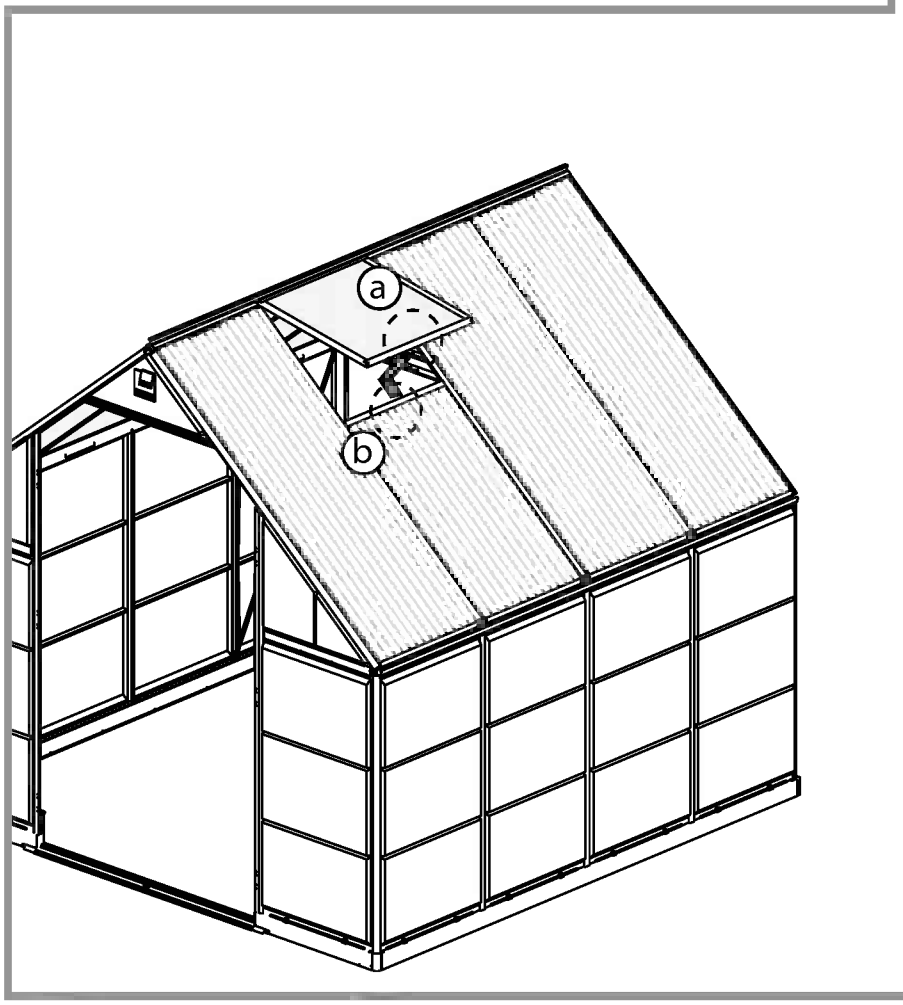
a
b

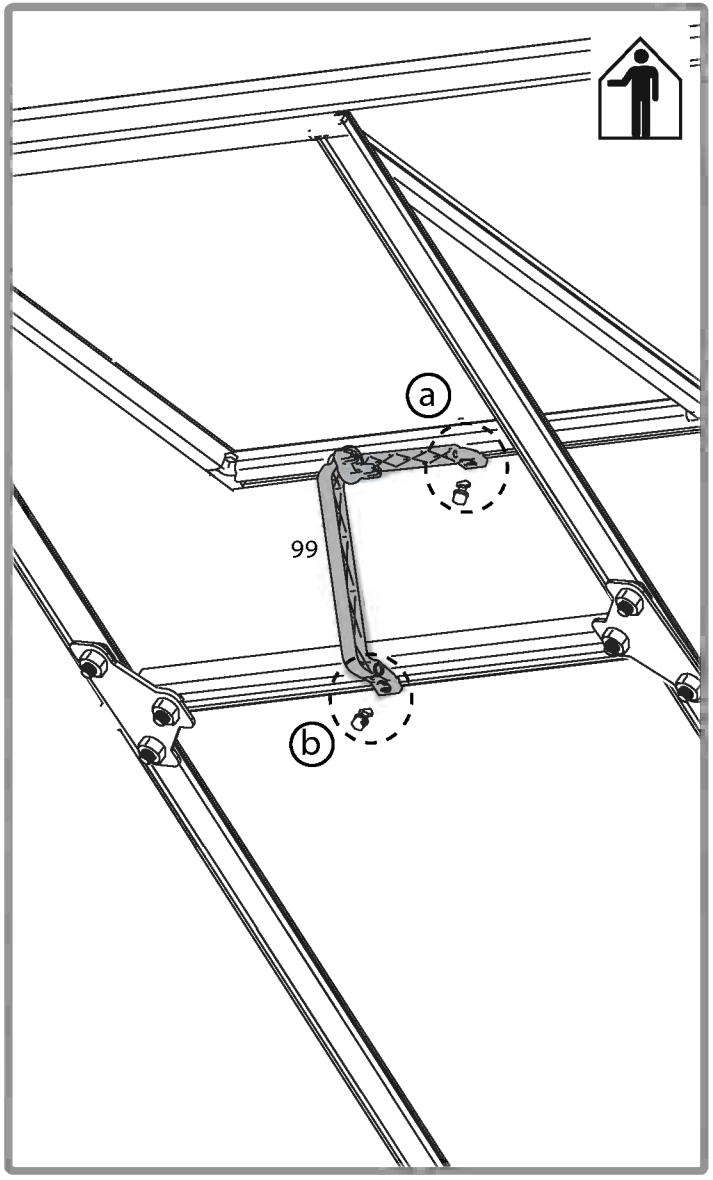
a
99
b

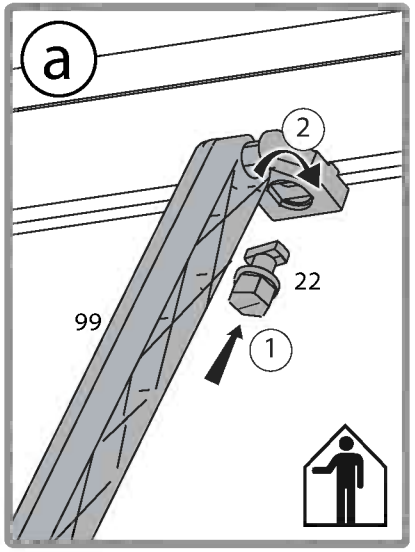
a
2
22
99
1

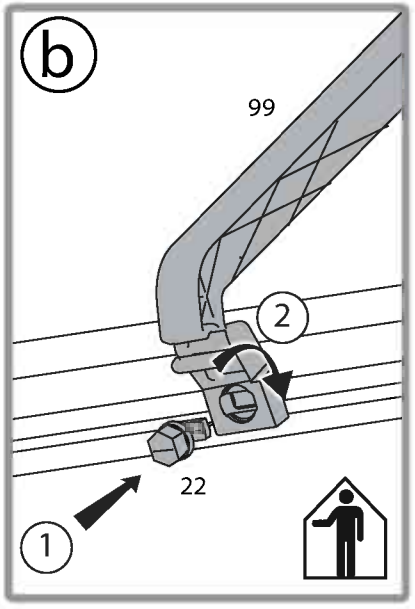
b
99
2
22
1

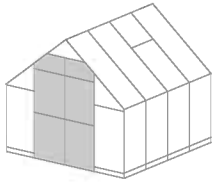

464 ..... 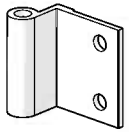 12

465 24

422 24

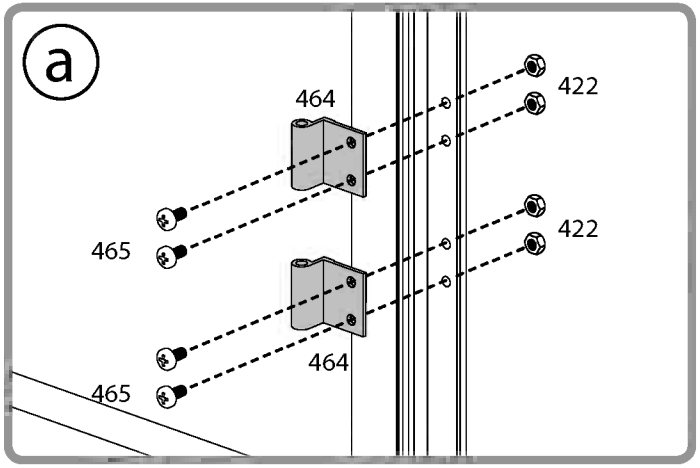

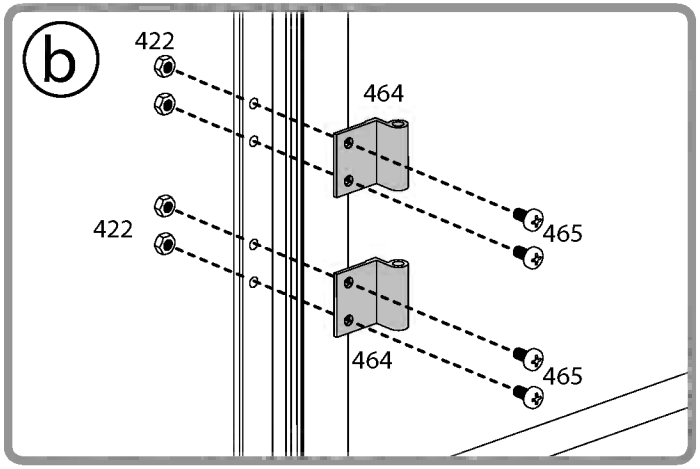

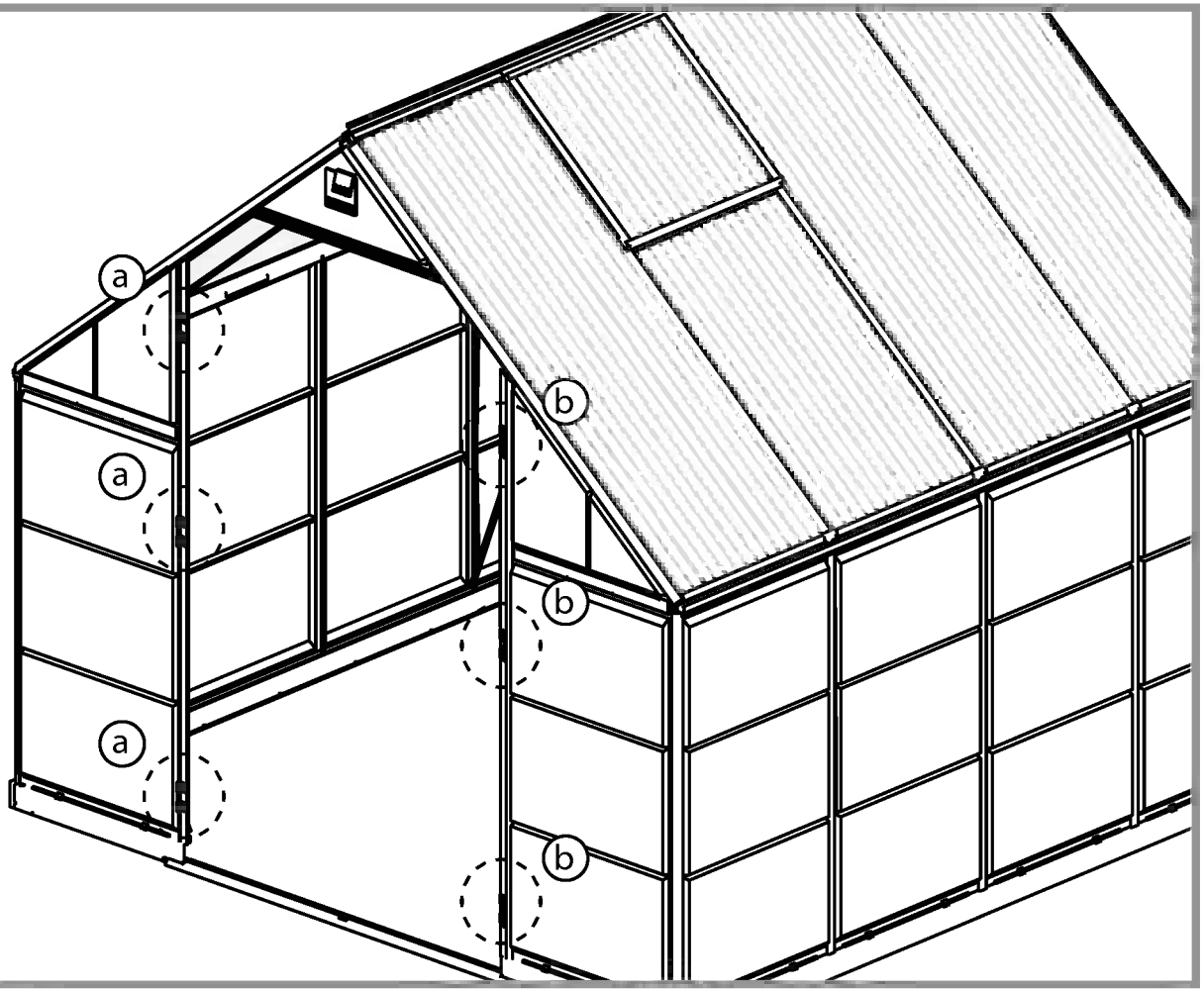

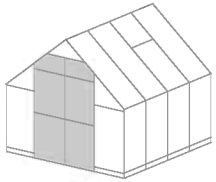

7081 1

7080 1

567 4

7875 2

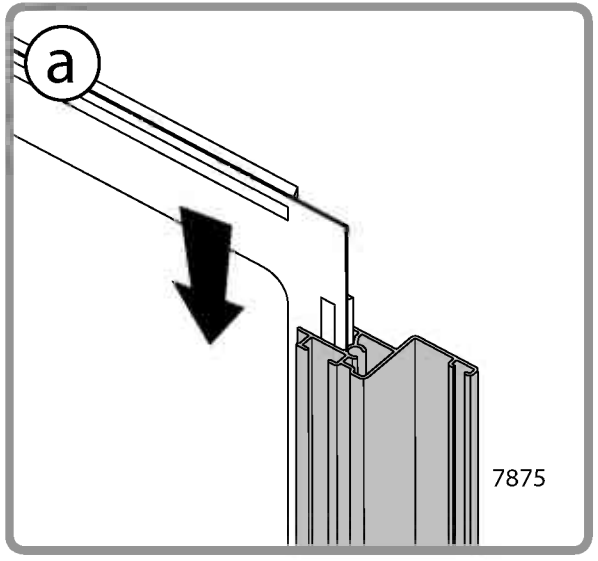

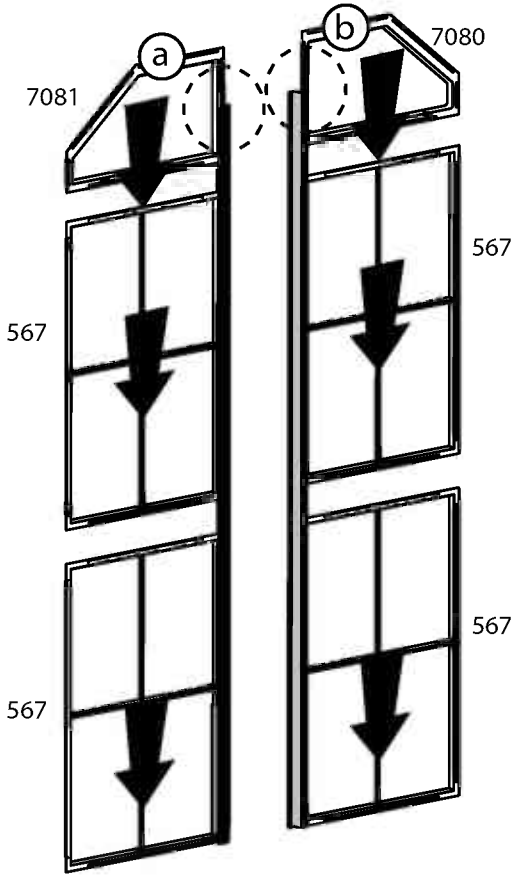

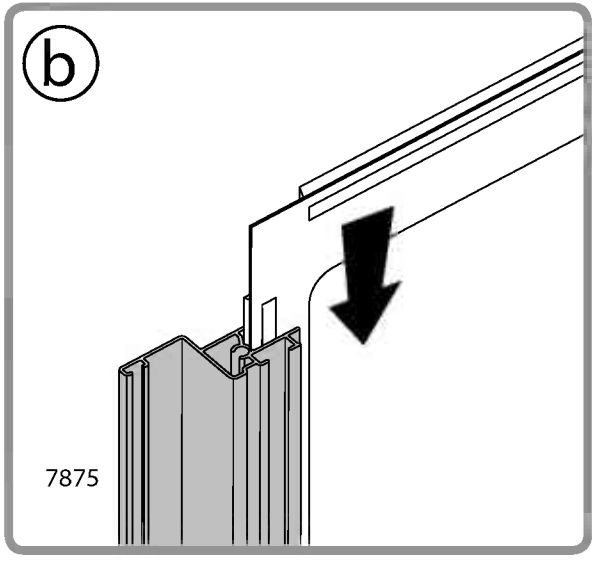

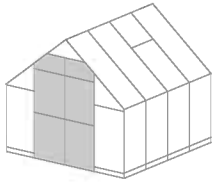

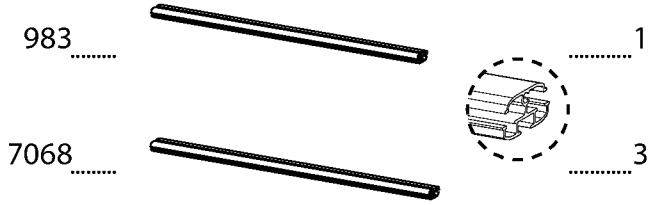
983
7068
1
3

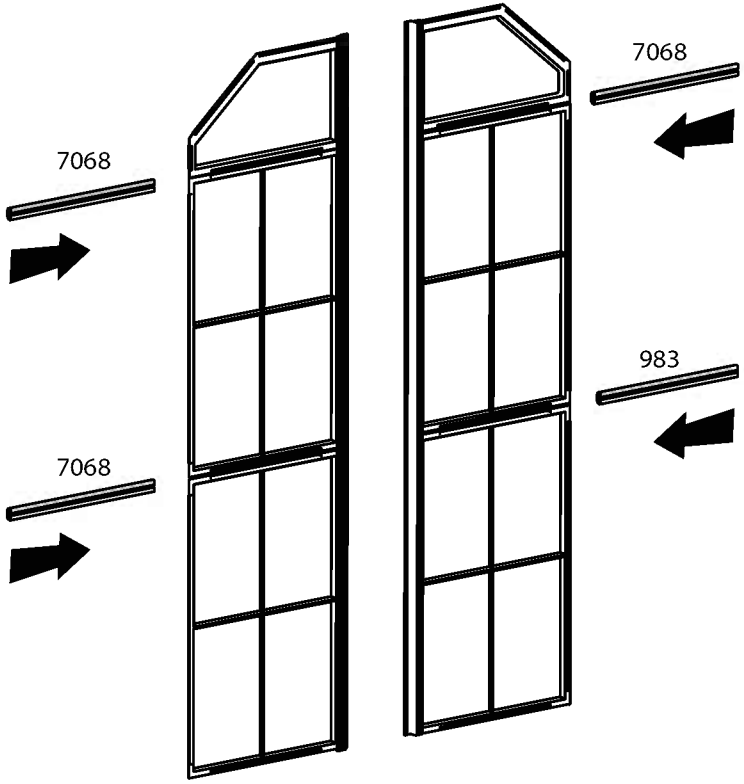
7068
7068
7068
983

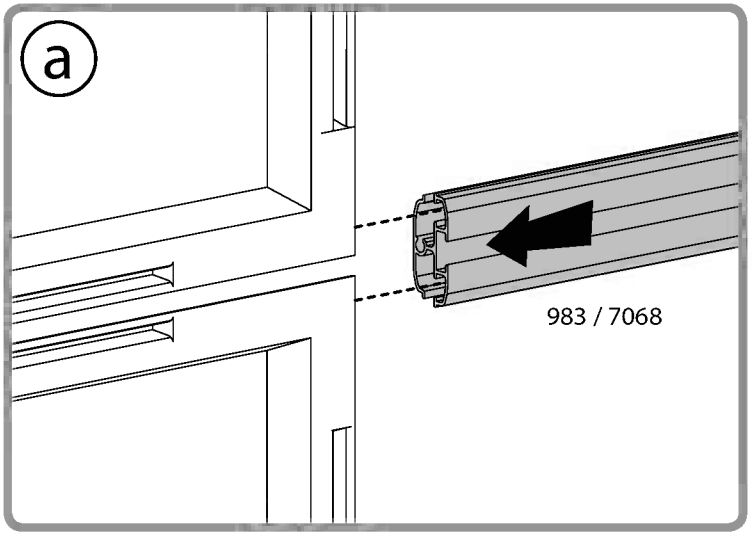
a
983 / 7068

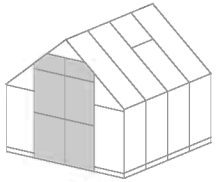

7874 ..... 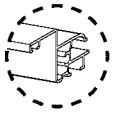 2

411 8

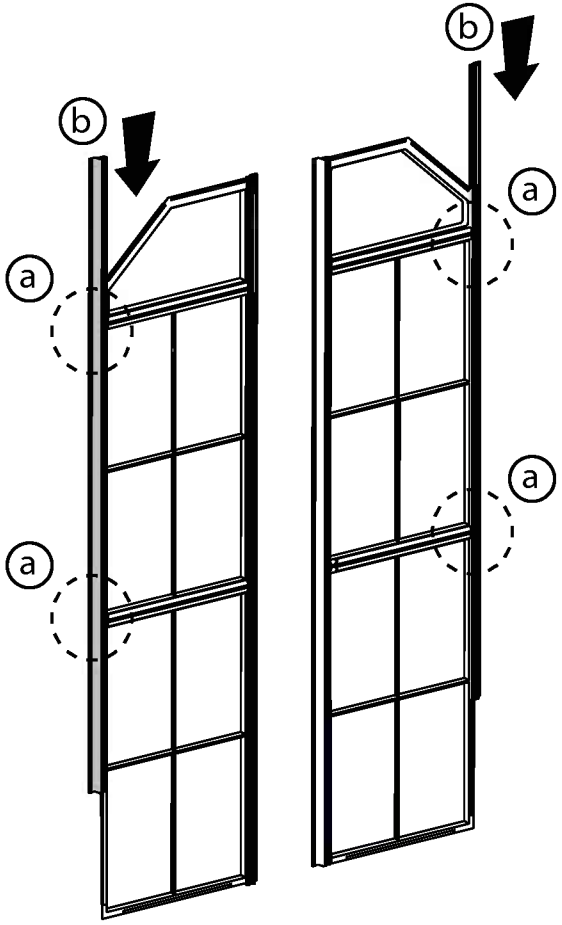

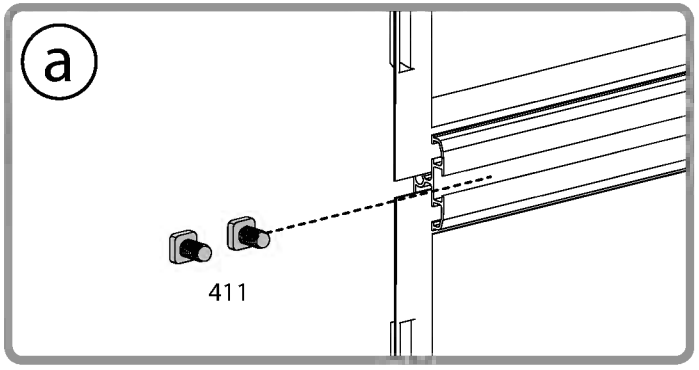

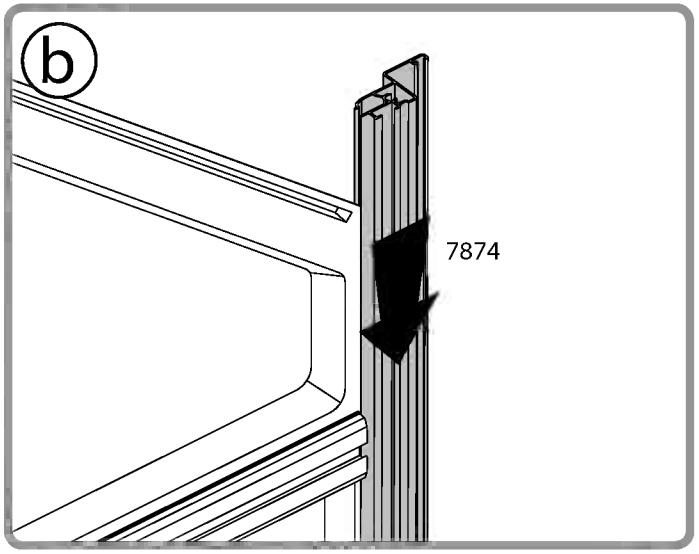

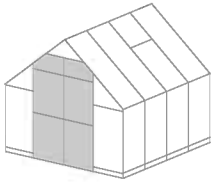

984 2

7066 ..... 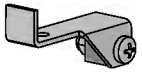 2

4008 .....  4



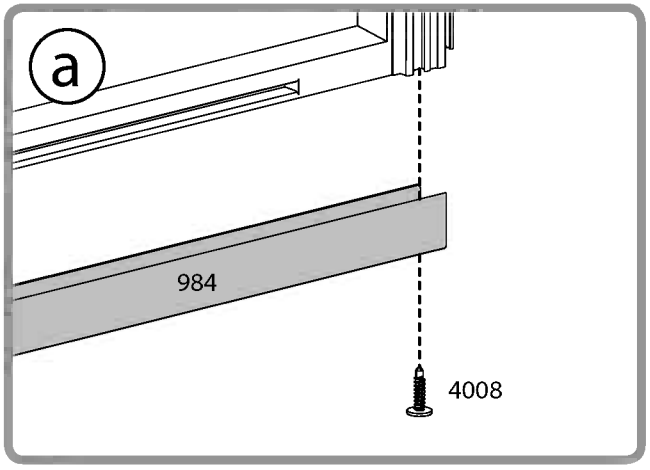

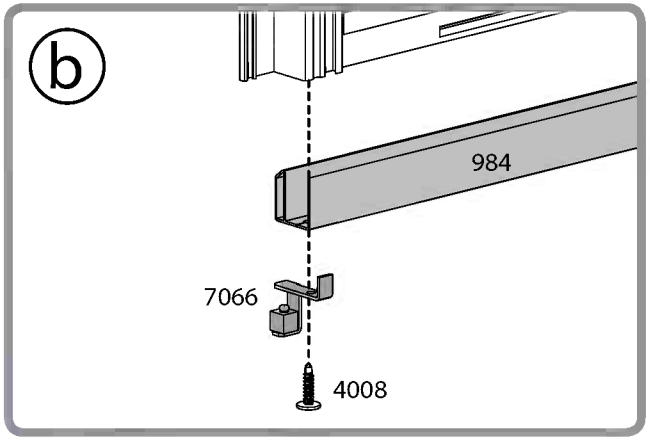

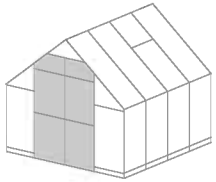

411 31

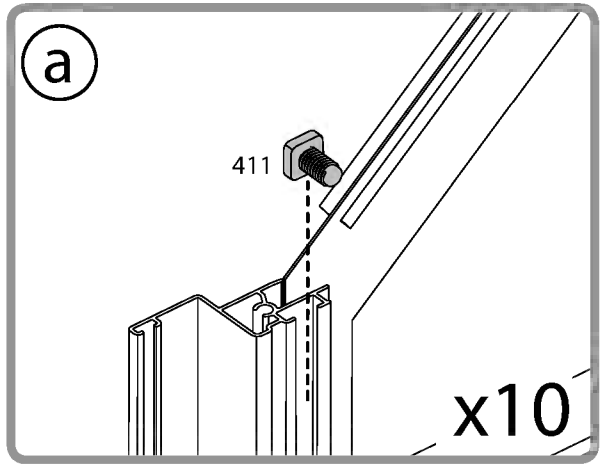

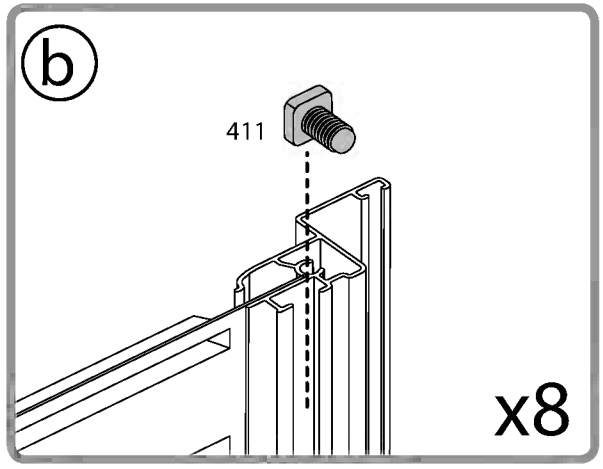

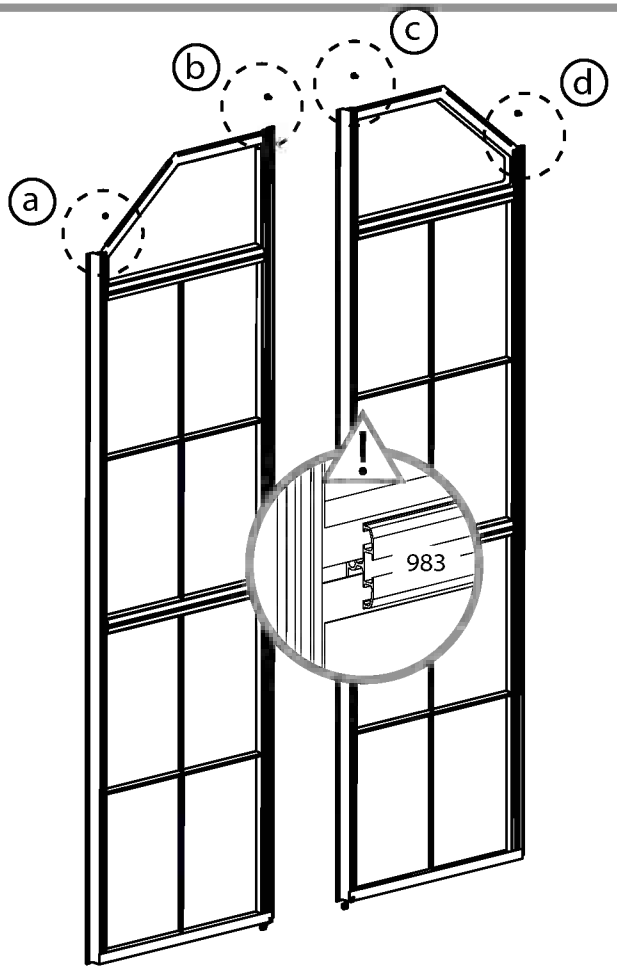

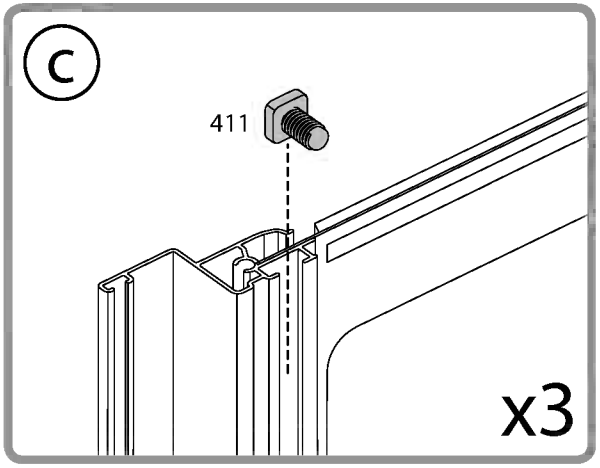

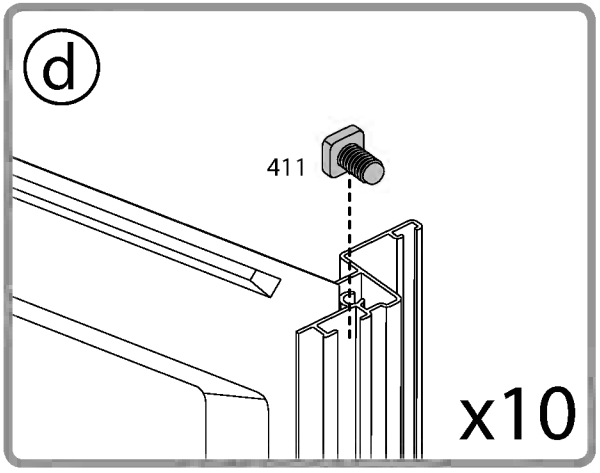

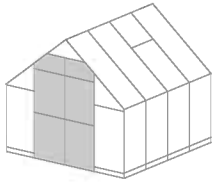

7062 ..... 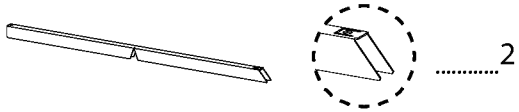 2

4008 .....  4

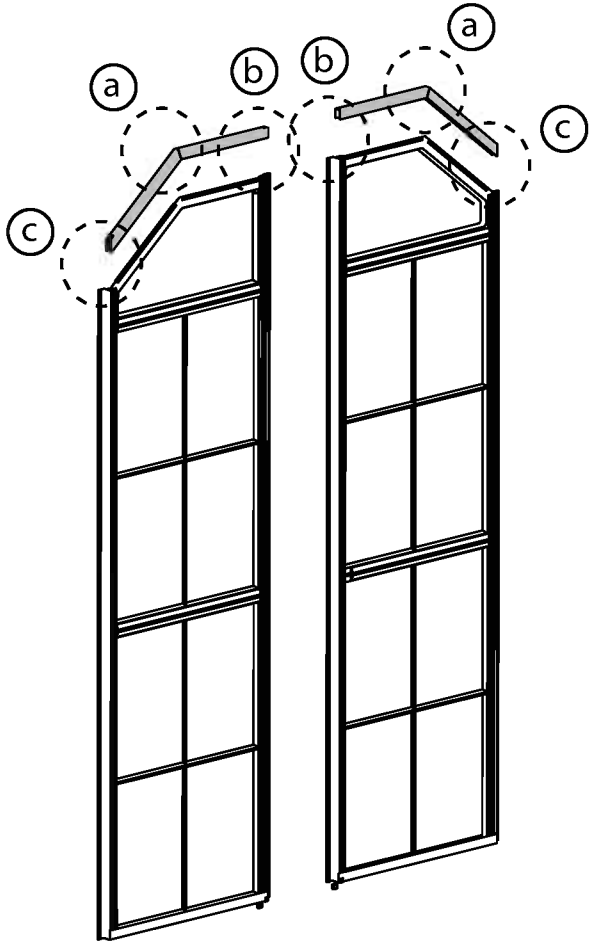

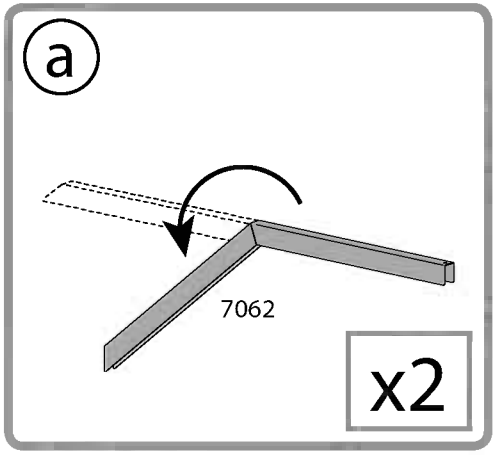

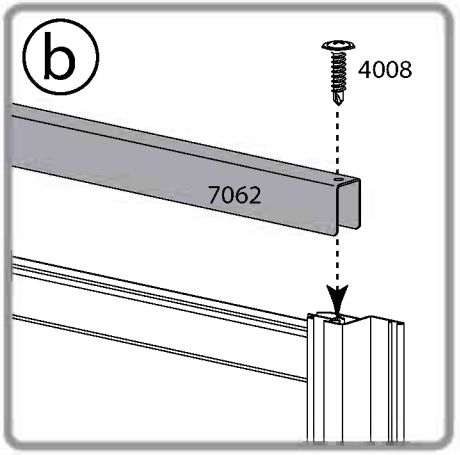

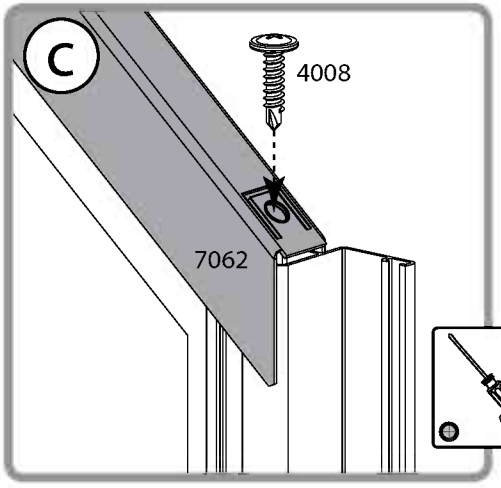

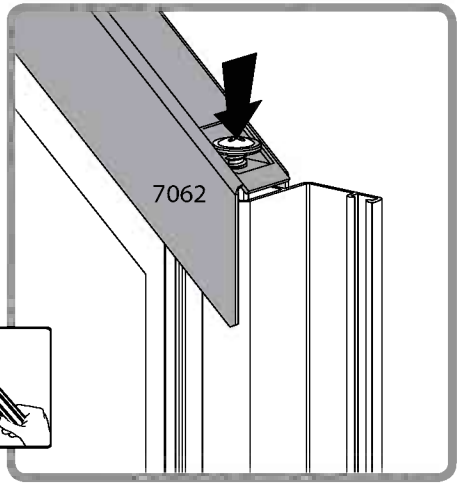

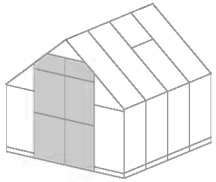

8230 ..... 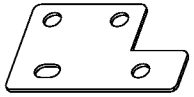 2

7870 2

7871 2

411 4

466 8

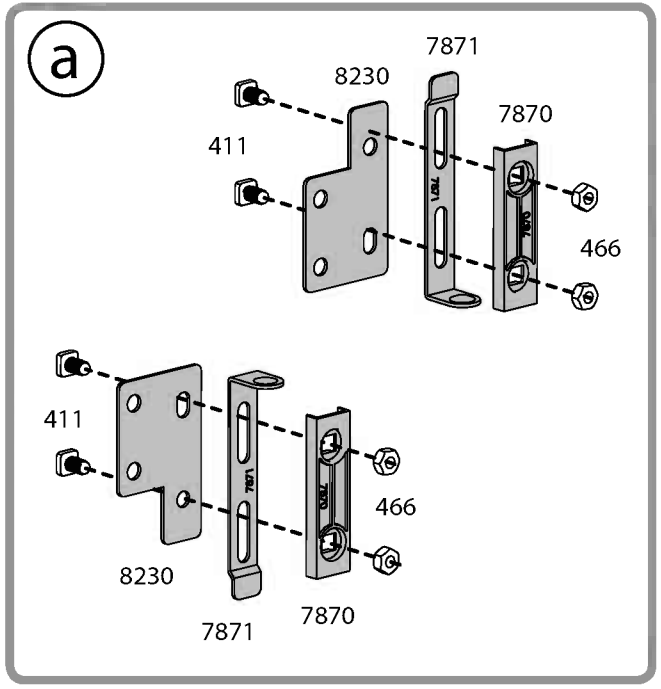



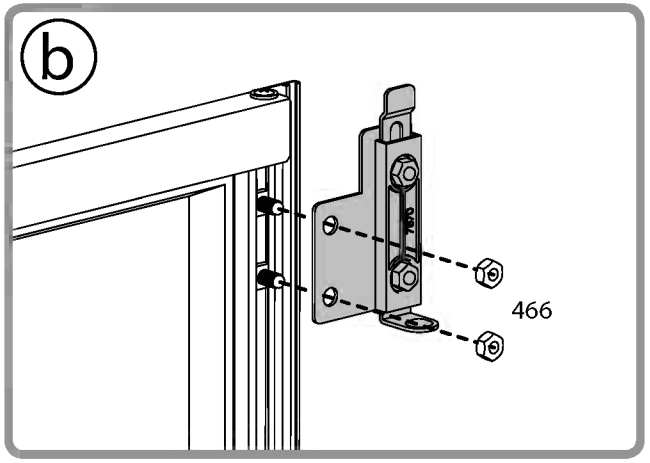

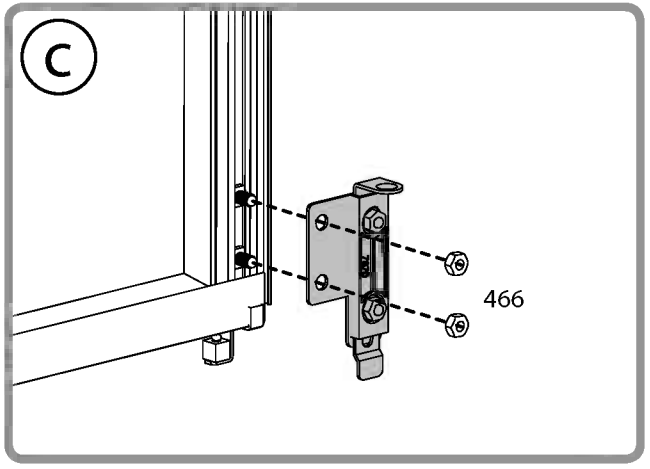

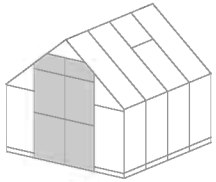

288 6

7065 1

412 21

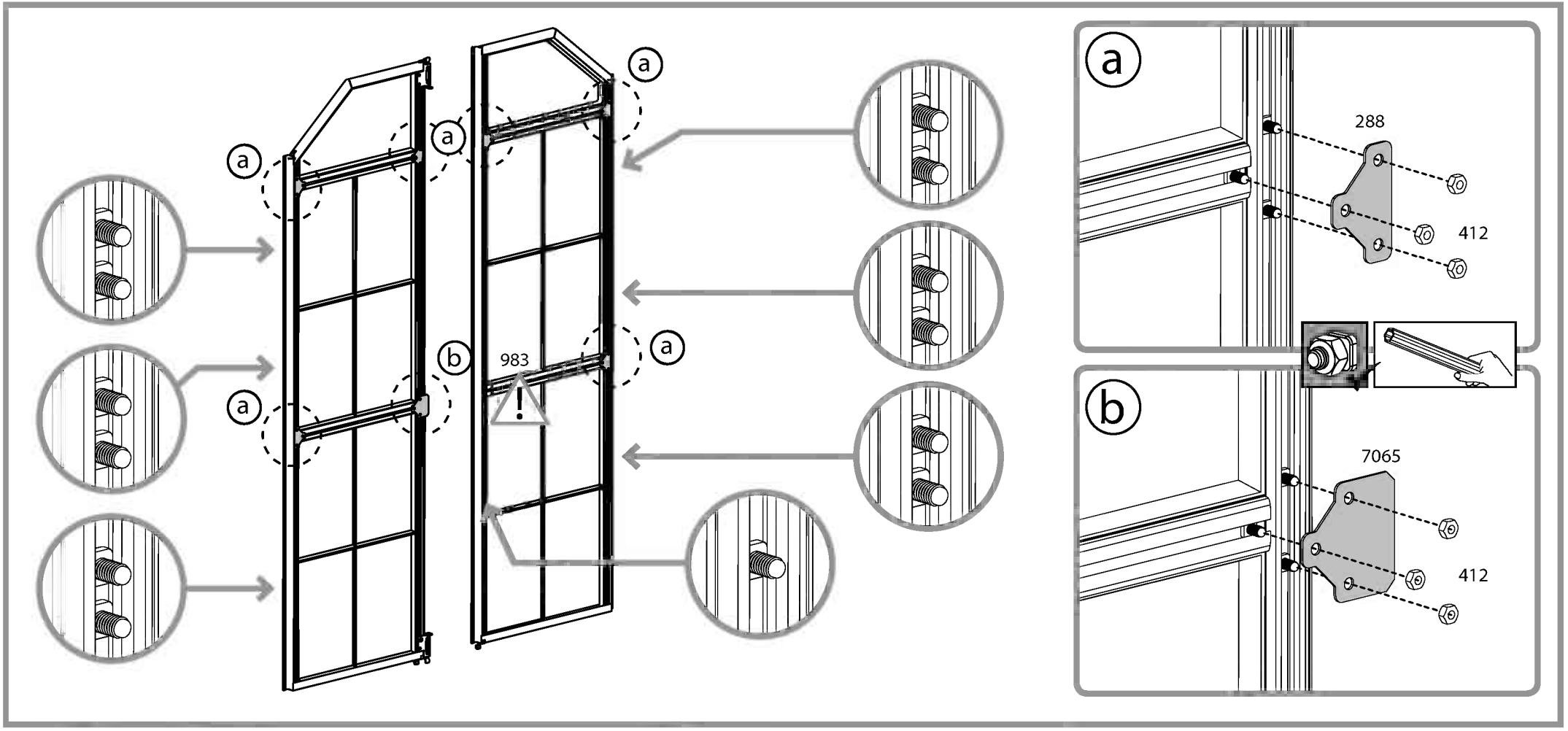

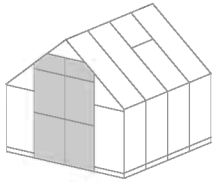

462 ..... 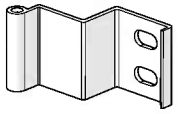 6

412 12

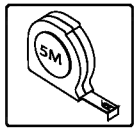

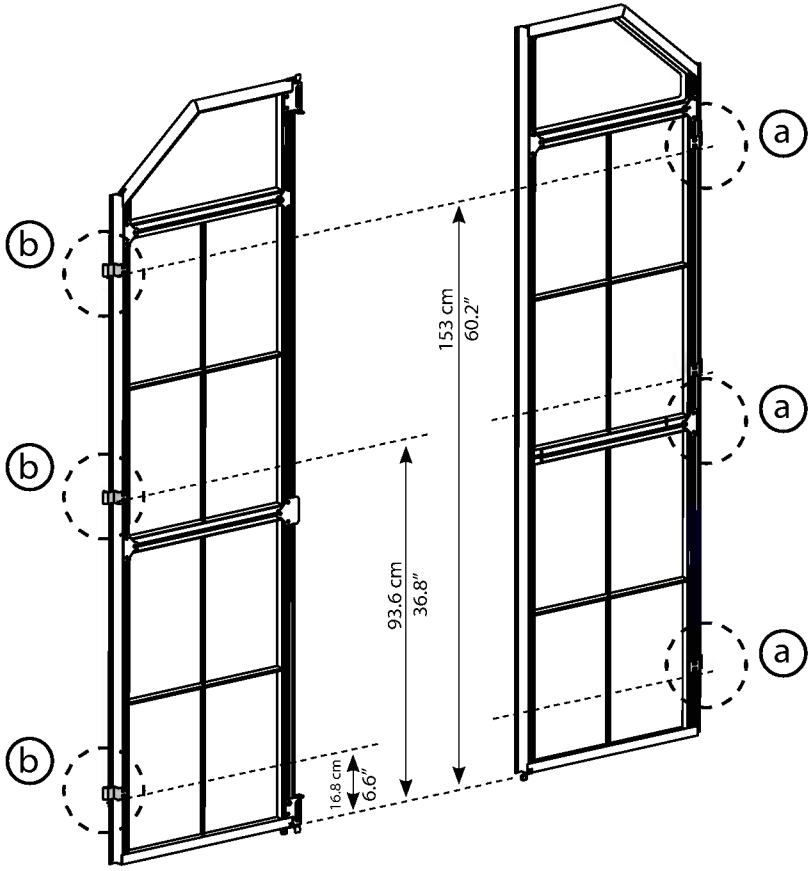

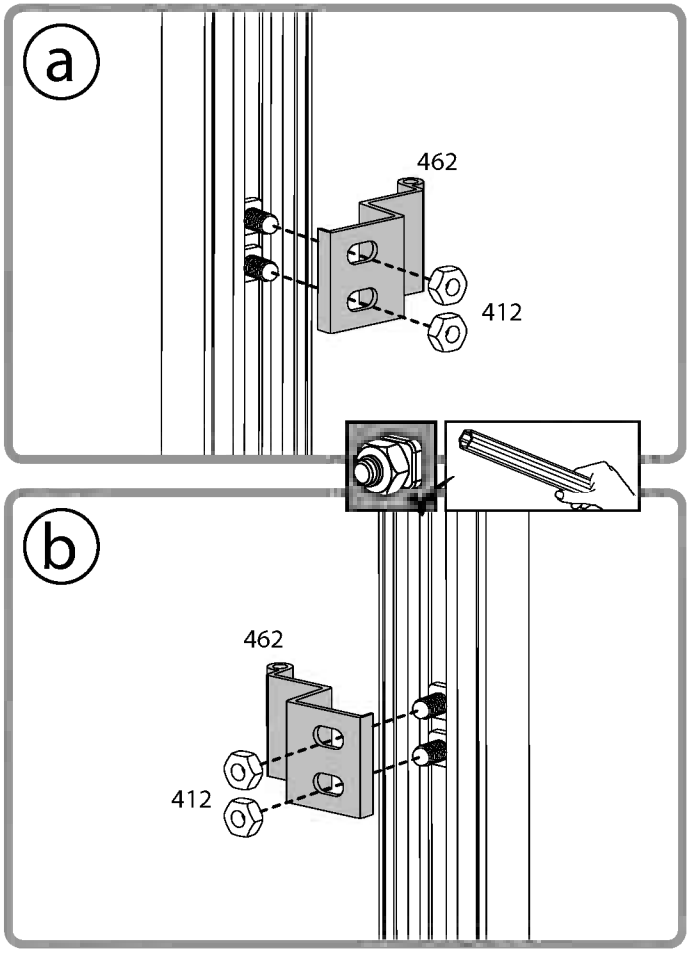

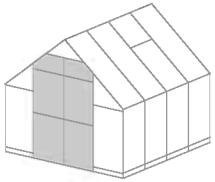

7083		1
7084		1
7085		1
7086		1
7088		1
423		1
412		2

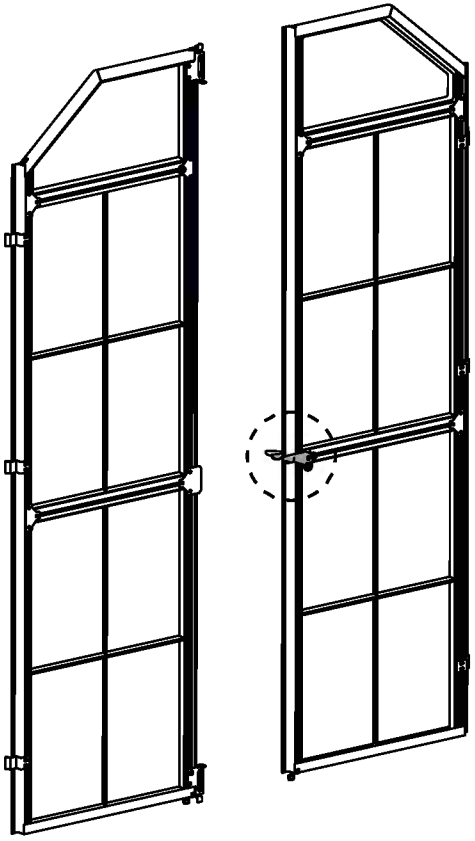

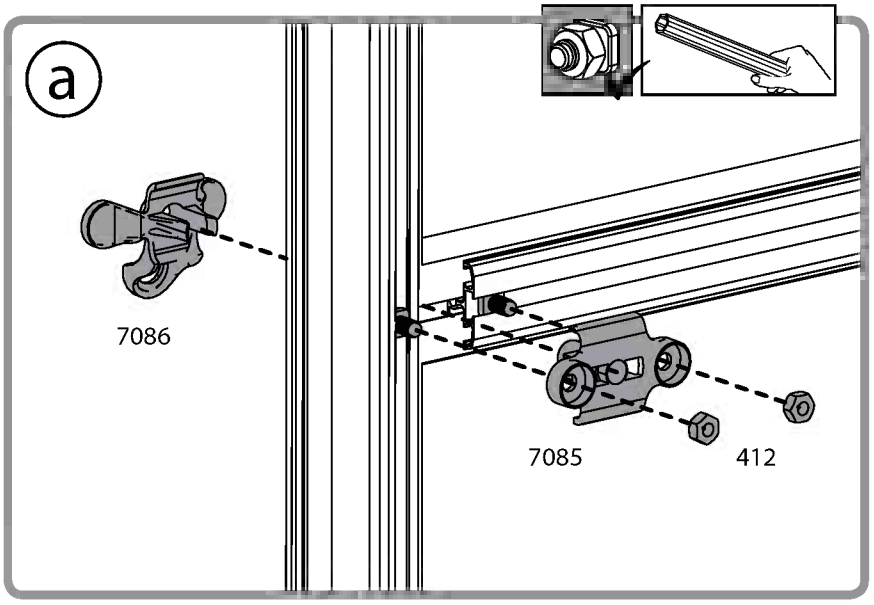

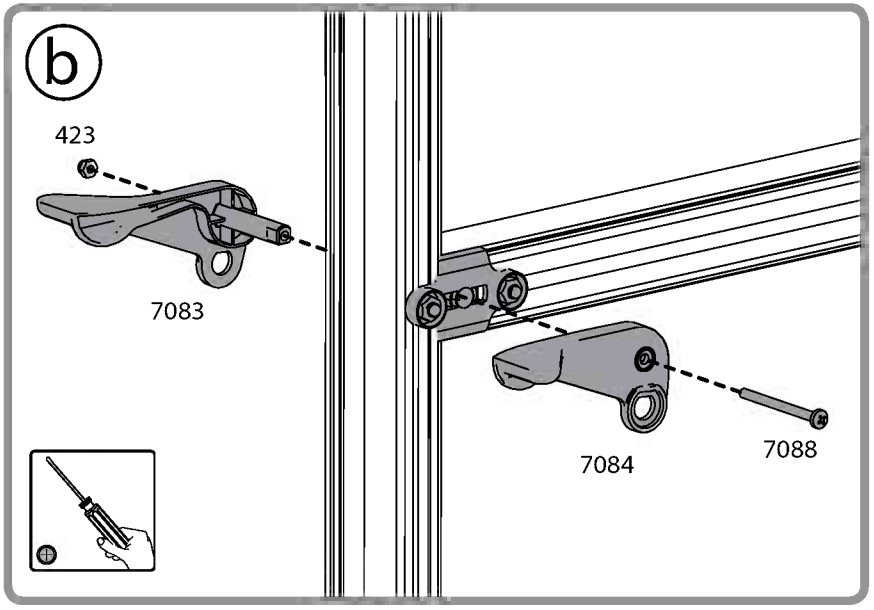

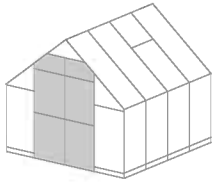

463 6

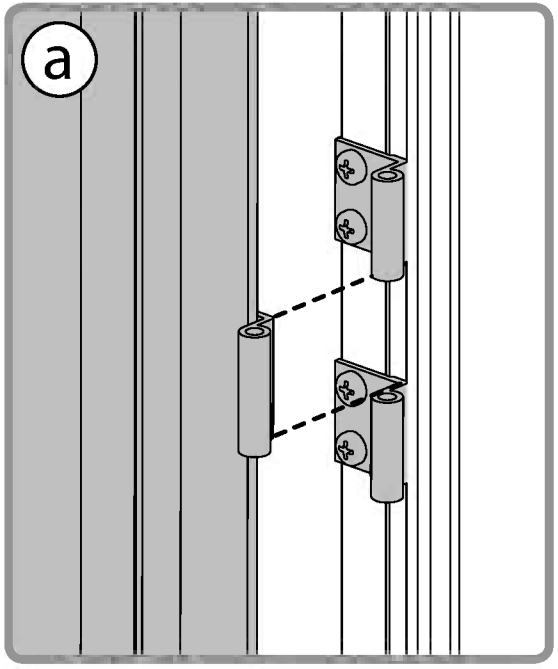

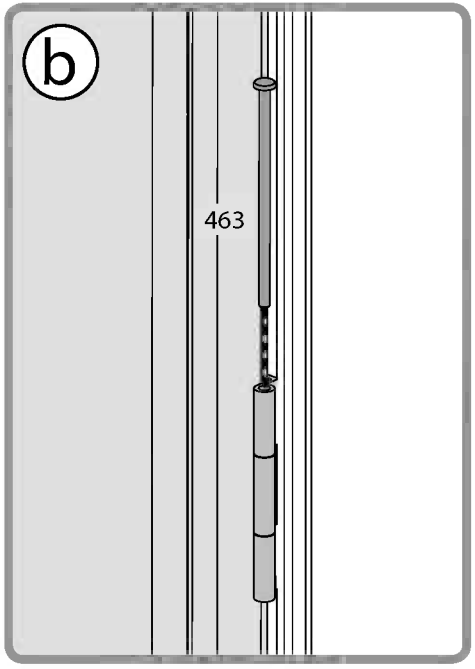

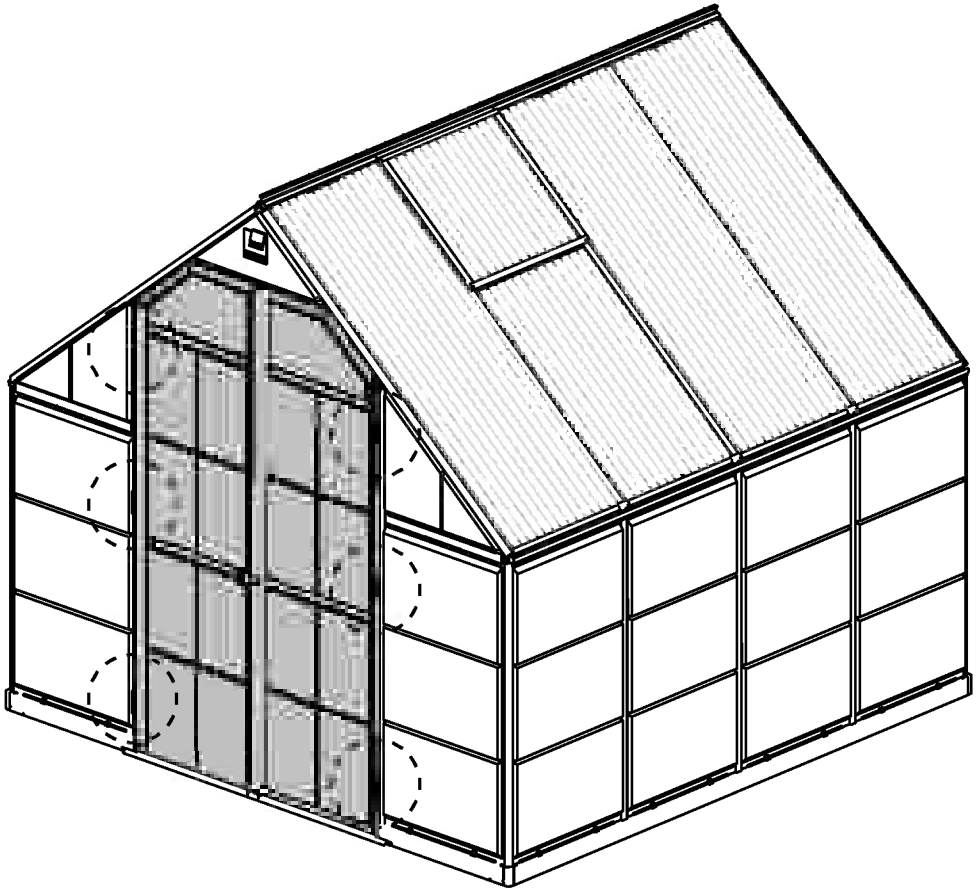

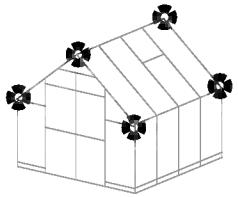

344R ..... 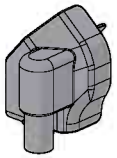 2

344L ..... 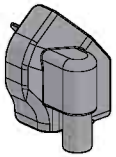 2

343 ..... 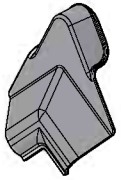 2

7442 4

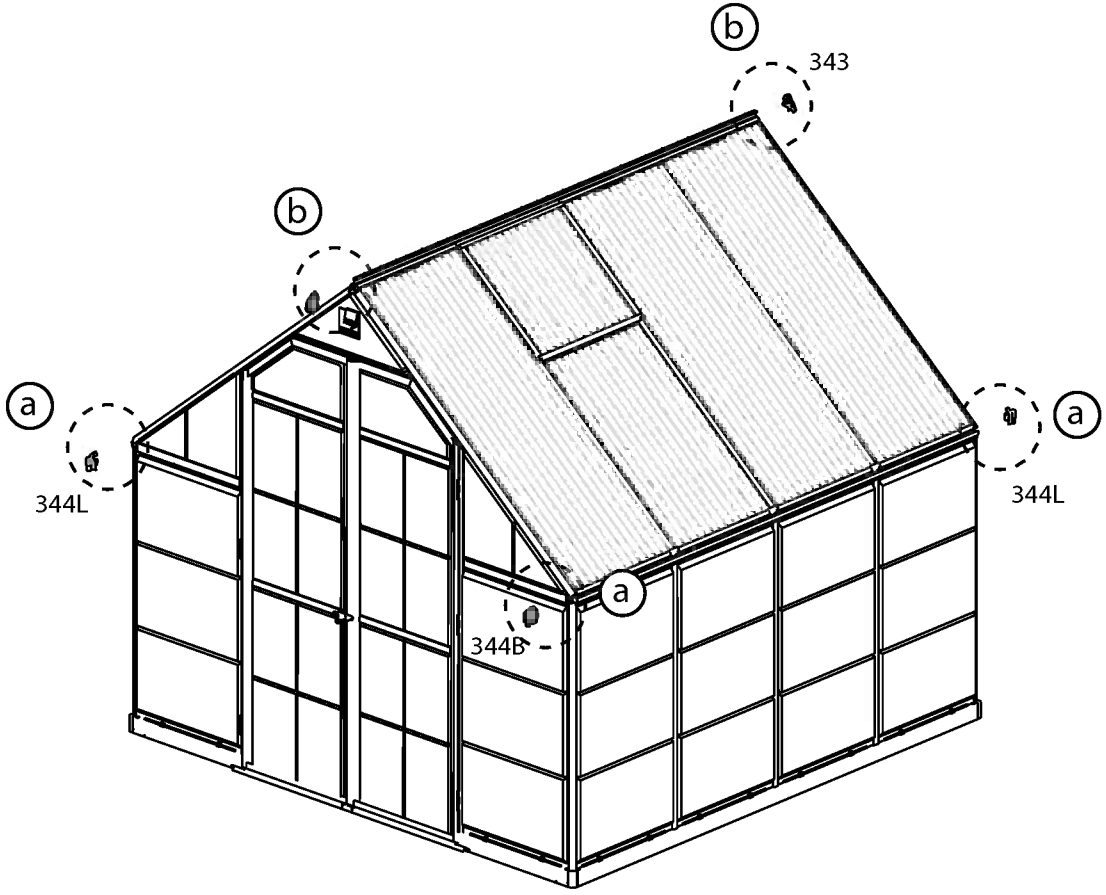

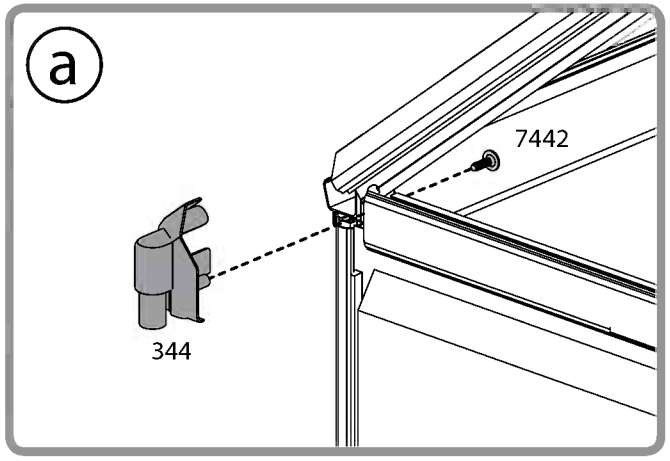

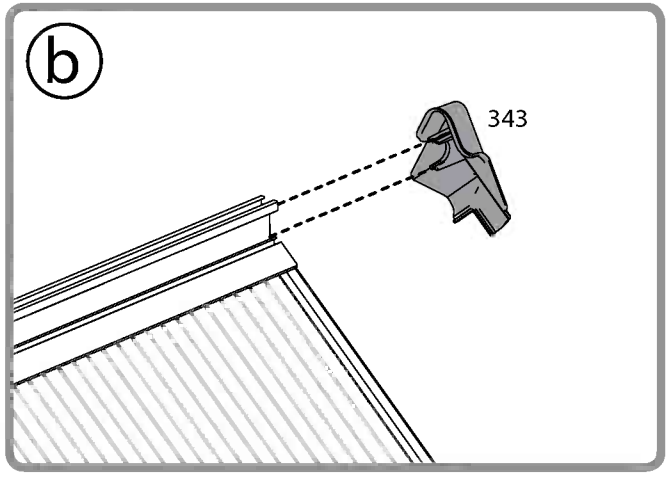

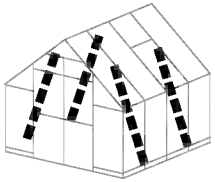

8231 4

411 8

412 8

Extension Kit

8231 ..... +2

411 ..... +4

412 ..... +4

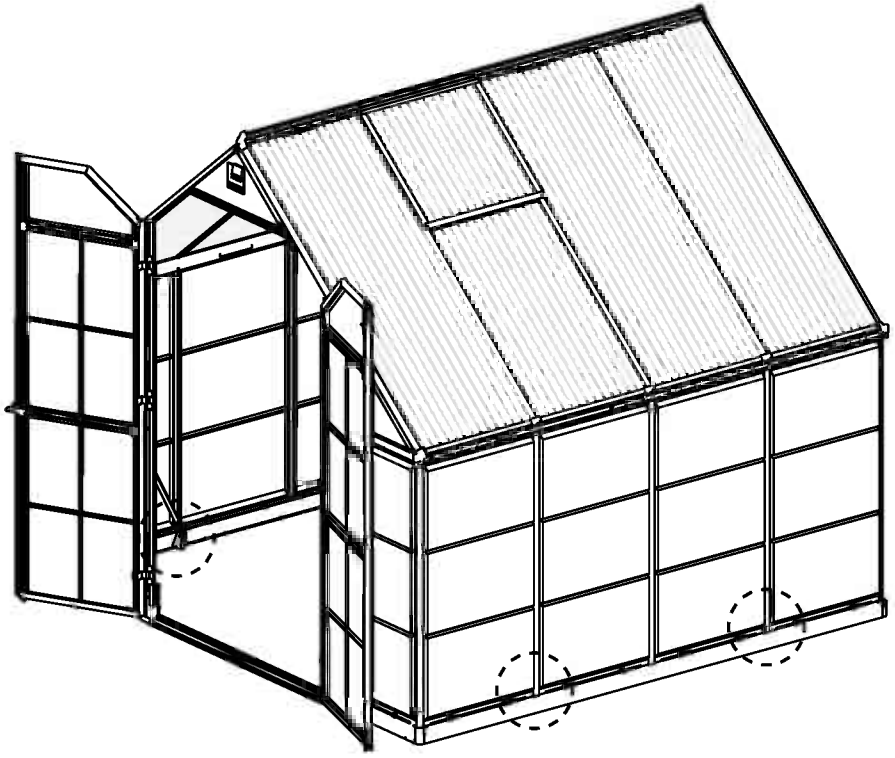

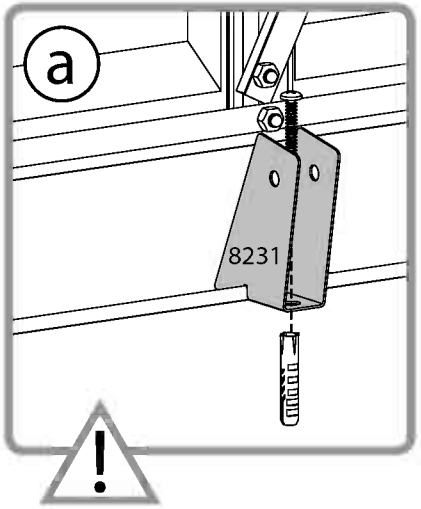

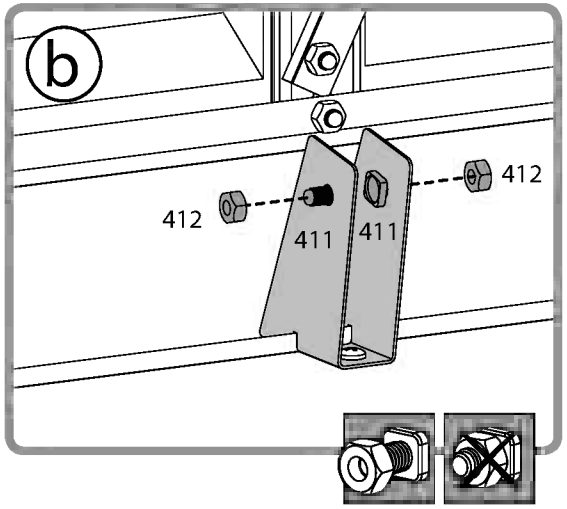

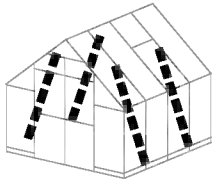

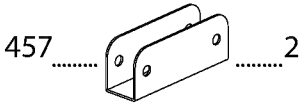

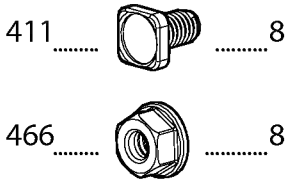

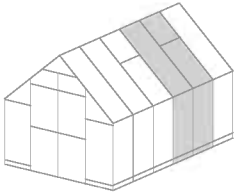

Extension Kit

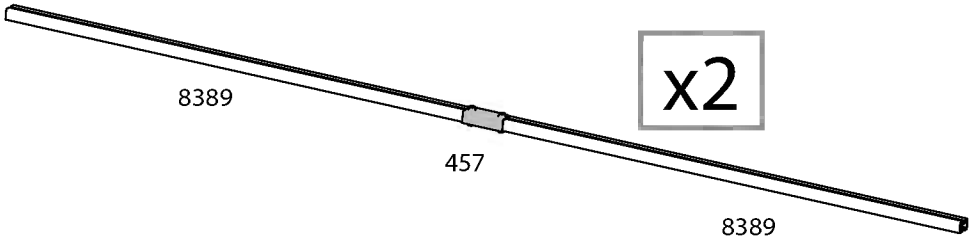

x2

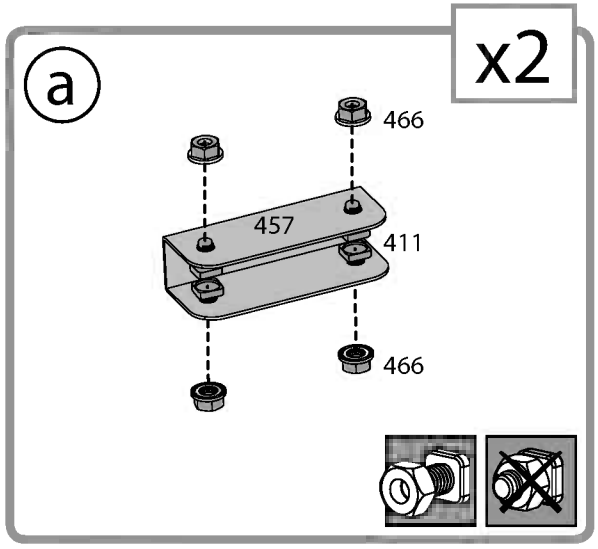

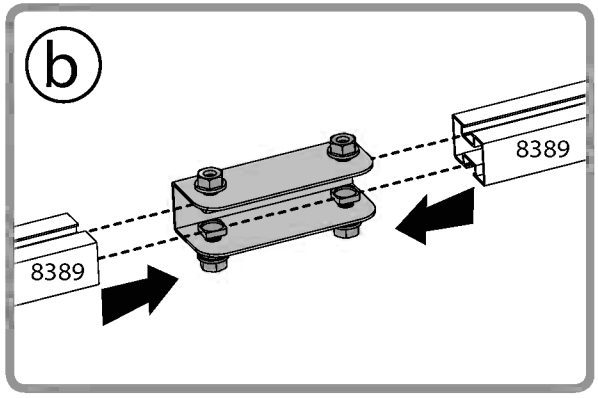

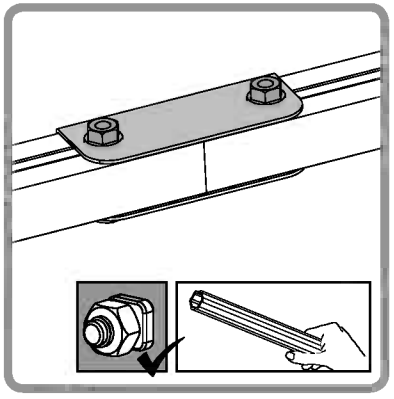

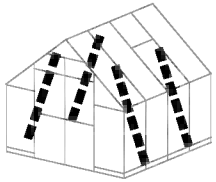

8361

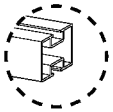

.....4

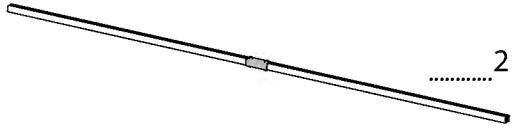

.....2

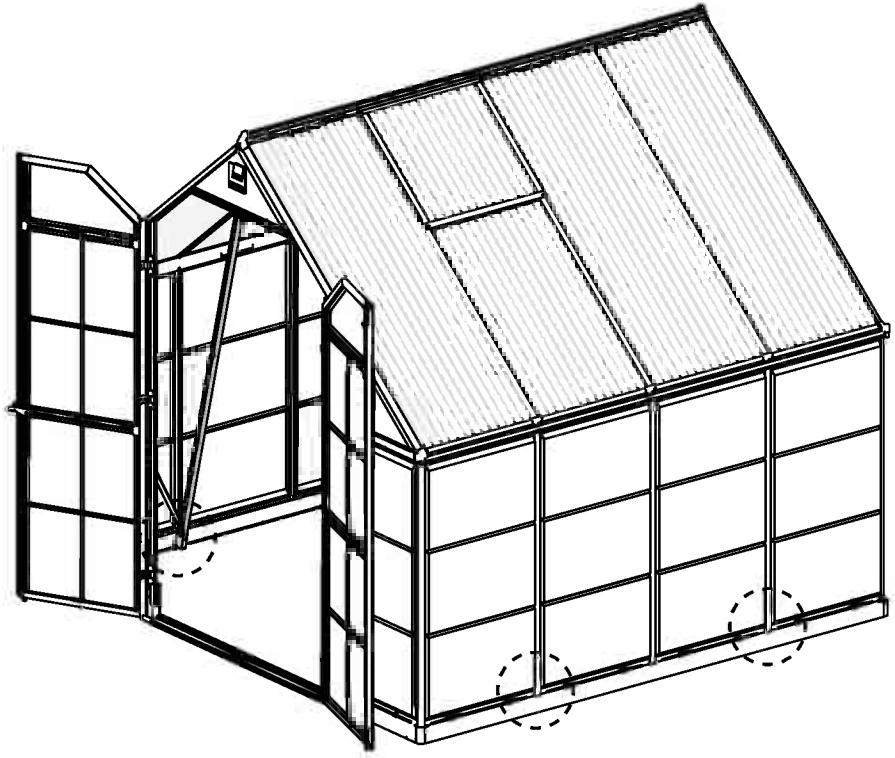

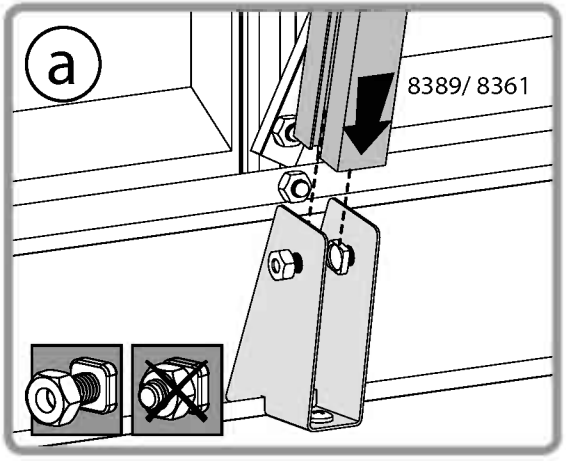

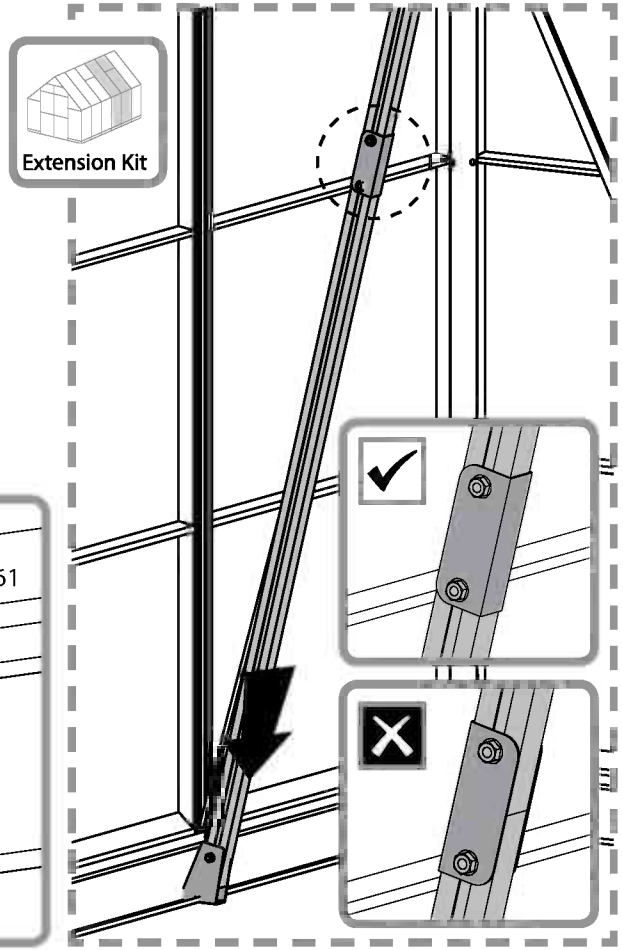

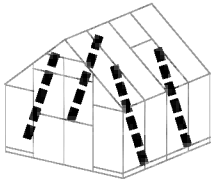

456 4

461 8

466 8

411 8

412 8

Extension Kit

456 ..... +2
411 ..... +4
412 ..... +4
461 ..... +4
466 ..... +4

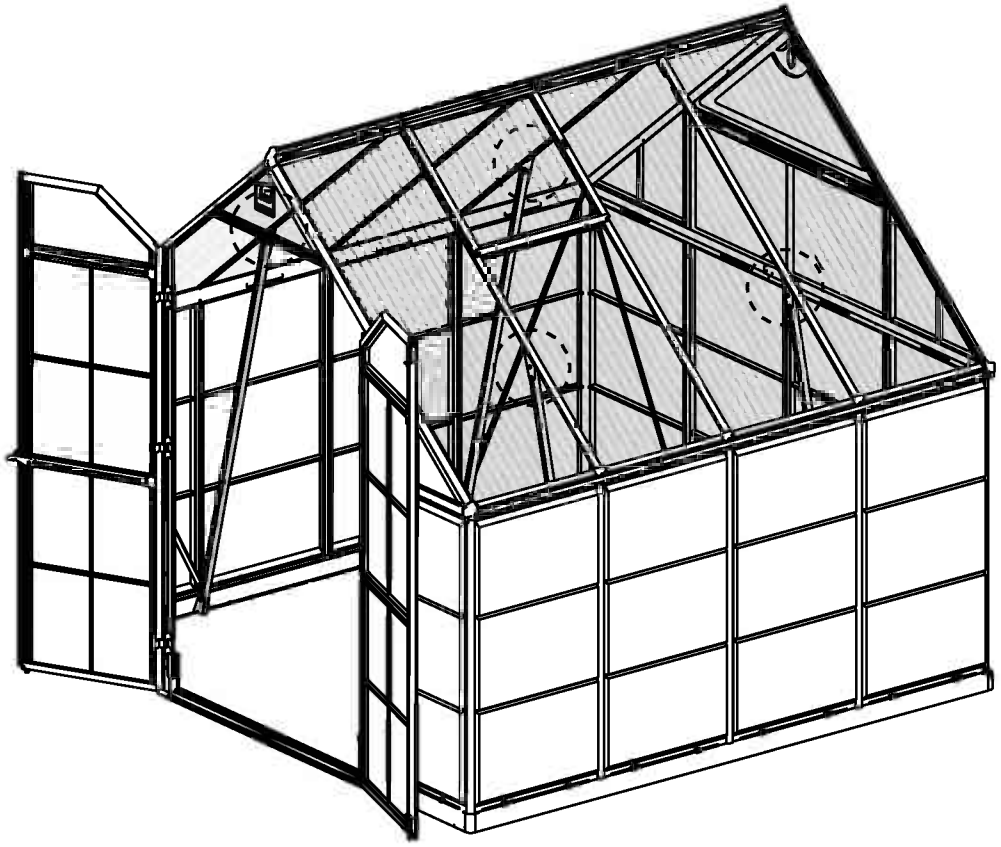

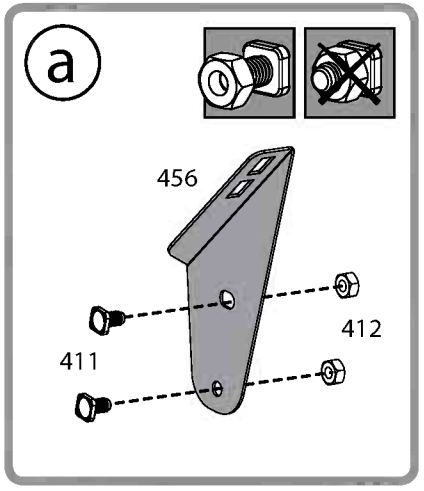

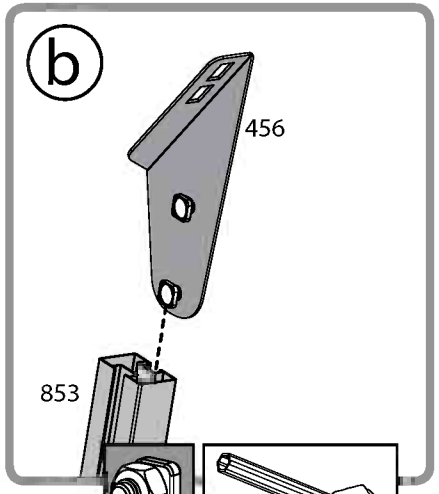

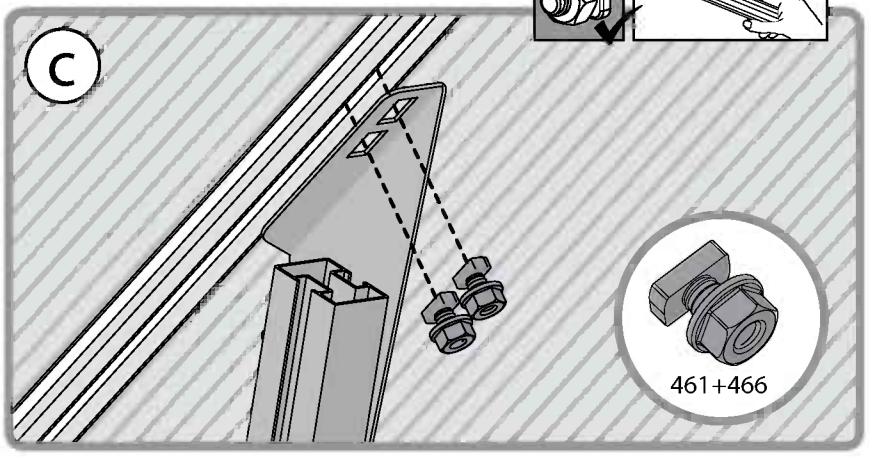

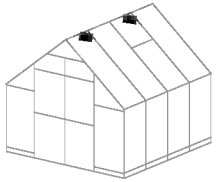

459 ..... 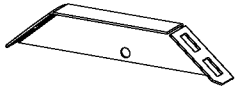 2

461 8

466 8

459 ..... +1

461 ..... +4

466 ..... +4

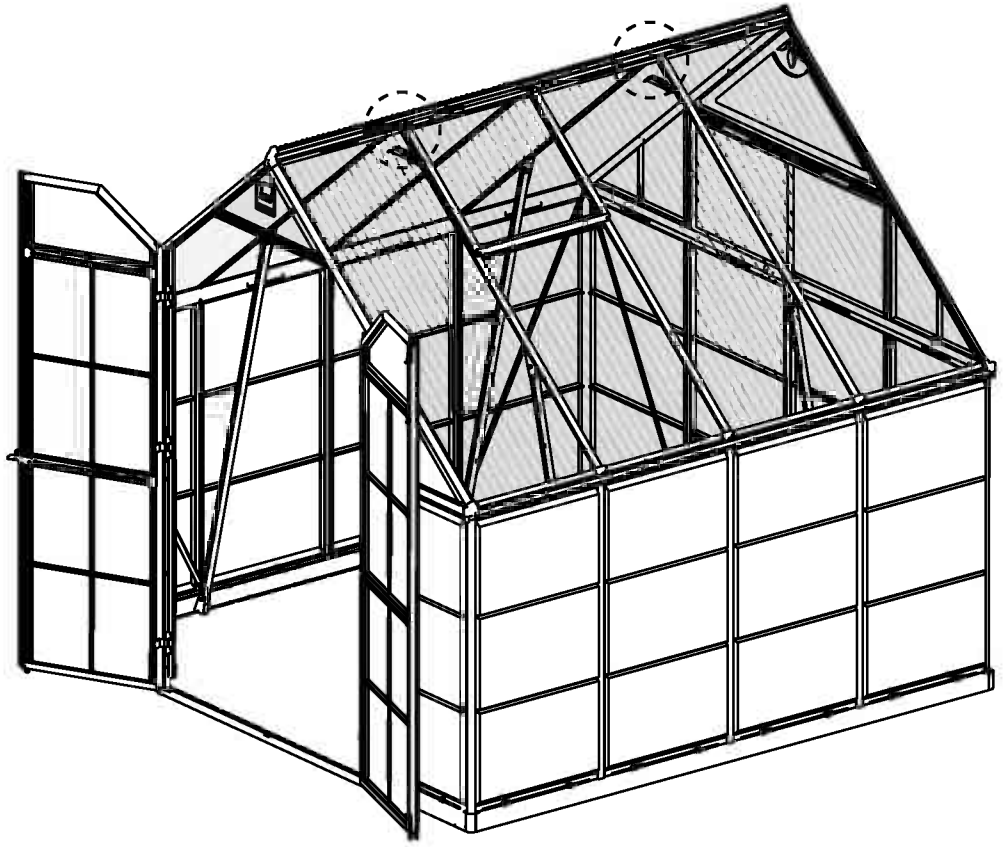

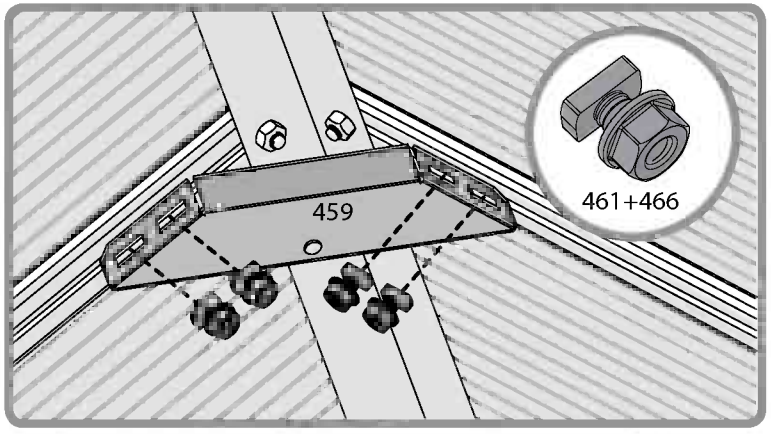

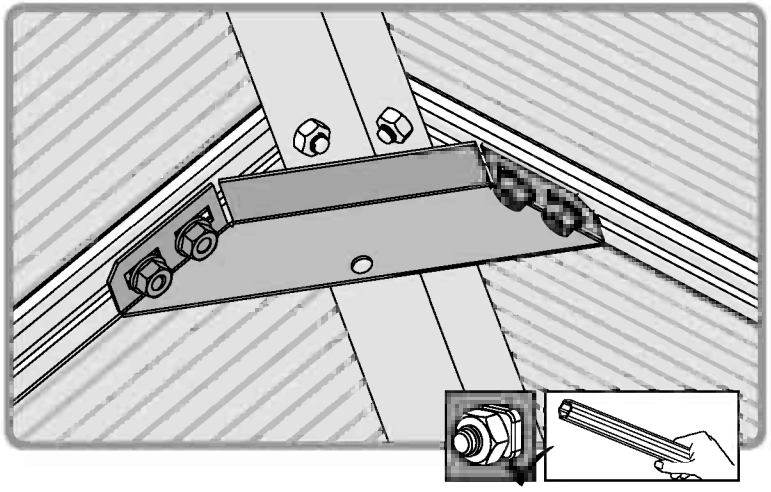

Palram's 5 years Limited Warranty

EN

Product Details: Greenhouses

Palram Applications (1995) Ltd (Company number: 512106824) whose registered office is at Teradion Industrial Park, M.P Misgav 20174, Israel ("Palram") warrants that the Product will be free from defects in material or workmanship for a period of Five years from the original date of purchase subject to the definitions, terms and conditions contained in this warranty.

1. Conditions

1.1 This warranty shall be valid only if the Product is installed, cleaned, handled and maintained in accordance with Palram's written recommendations.

1.2 Without derogating from the above, damage caused by use of force, incorrect handling, inappropriate use, neglectful use or assembly or maintenance, accidents, impact from foreign objects, vandalism, pollutants, alteration, painting, connecting, gluing, sealing not in accordance with the user's manual, or damage resulting from cleaning with incompatible detergents and minor deviations of the Product are not covered by this warranty.

1.3 This warranty does not apply to damage resulting from "force majeure", which includes but is not limited to, hail, storm, tornado, hurricane, blizzard, flood, fire effects.

1.4 This warranty is void if structural parts and components used are not compatible with Palram's written recommendations.

1.5 This Warranty applies only to the original purchaser of the Product. It does not extend to any other purchaser or user of the Product (including, but not limited to, any person who acquires the Product from the original purchaser).

2. Claims and Notifications

2.1 Every warranty claim must be notified in writing to Palram within 30 days after the discovery of the defective Product, enclosing the original sales receipt and this warranty.

2.2 The claimant must allow Palram to inspect the Product involved and the installation site itself while the Product is still in its original position and has not been removed or moved or altered in any way and/or return the Product to Palram for testing.

2.3 Palram reserves the right to investigate independently the cause of any failure.

3. Compensation

3.1 If a claim under this Warranty is properly notified and approved by Palram, the purchaser, at Palram's option, may either (a) purchase a replacement Product or part/s; or (b) receive refund of the original Product or part/s purchase price, all in accordance with the following schedule:

Period After Purchasing	Replacement Product or Part/s	Refund
From date of purchase up to end of 1st year	Free of charge	100%
End of 1st Year up to end of 2nd year	purchaser will pay 20% of the original purchase price	80%
End of 2nd year up to end of 3rd year	purchaser will pay 40% of the original purchase price	60%
End of3rd year up to end of 4th year	purchaser will pay 60% of the original purchase price	40%
End of 4th year up to end of 5th year	purchaser will pay 80% of the original purchase price	20%

3.2 For avoidance of any doubt, calculation for determination regarding compensation for defective part/s, according to the schedule above, will be based on the contribution of the defective part to the original cost of the Product. Palram reserves the right to provide substitutions if the Product or any part of it is unavailable or obsolete.

3.3 This warranty does not cover any costs and expenses of removal and installation of the Product or taxes or shipping cost or any other direct or indirect loss(es) which may result from the Product failure.

4. General Conditions and Limitations

4.1 OTHER THAN HAS BEEN SPECIFICALLY STATED IN THIS WARRANTY, ALL OTHER WARRANTIES, WHETHER EXPRESS OR IMPLIED, INCLUDING ALL IMPLIED WARRANTIES OF MERCHANTABILITY OR FITNESS FOR A PRTICULAR PURPOSE ARE EXCLUDED SO FAR AS THE LAW PERMITS.

4.2 EXCEPT WHERE WE HAVE SPECIFICALLY STATED IN THIS WARRANTY, PALRAM SHALL NOT BE LIABLE FOR ANY LOSSES OR DAMAGES THE PURCHASER SUFFERS DIRECTLY, INDIRECTLY, OR AS A CONSEQUENCE OF USING, OR IN ANY OTHER WAY CONNECTED TO THE PRODUCT.

4.3 IF PALRAM IS PROHIBITED UNDER ANY APPLICABLE LAW FROM EXCLUDING THE IMPLIED WARRANTIES OF MERCHANTABILITY OR FITNESS FOR A PARTICULAR PURPOSE IN RELATION TO THE PRODUCT, THE DURATION OF ALL SUCH IMPLIED WARRANTIES IS EXPRESSLY LIMITED TO THE DURATION OF THIS WARRANTY OR, IF LONGER, THE MAXIMUM PERIOD REQUIRED BY APPLICABLE LAW.

4.4 THE PURCHASER IS SOLELY RESPONSIBLE FOR DETERMINING WHETHER THE HANDLING, STORAGE, ASSEMBLY, INSTALLATION OR USE OF THE PRODUCT IS SAFE AND APPROPRIATE IN ANY LOCATION, FOR ANY GIVEN APPLICATION OR IN ANY GIVEN CIRCUMSTANCE. PALRAM ARE NOT RESPONSIBLE FOR ANY DAMAGES OR INJURY TO THE PURCHASER, ANY OTHER PERSON OR ANY PROPERTY RESULTING FROM THE IMPROPER HANDLING, STORAGE, INSTALLATION, ASSEMBLY OR USE OF THE PRODUCT OR THE FAILURE TO FOLLOW THE WRITTEN INSTRUCTIONS REGARDING THE HANDLING, STORAGE, INSTALLATION, ASSEMBLY AND USE OF THE PRODUCT.

4.5 UNLESS OTHERWISE EXPRESSLY INDICATED BY PALRAM, THE PRODUCT IS INTENDED FOR NORMAL RESIDENTIAL USE ONLY. PALRAM ARE NOT RESPONSIBLE FOR ANY LOSS, DAMAGE, COST OR EXPENSE RESULTING FROM ANY USE OF THE PRODUCT FOR ANY PURPOSE THAT IS NOT RECOMMENDED BY THE WRITTEN INSTRUCTIONS OR THAT IS NOT PERMITTED BY ANY APPLICABLE LEGISLATION OR OTHER CODES IN EFFECT IN THE LOCATION WHERE THE PURCHASER WILL USE THE PRODUCT.

5 Jahre beschränkte Garantie von Palram

DE

Angaben zum Produkt: Gewächshäuser

Palram Applications (1995) Ltd (Firmennummer:512106824) mit Sitz in Teradion Industrial Park, M.P Misgav 20174, Israel („Palram") garantiert, dass das Produkt für einen Zeitraum von fünf Jahren ab dem Kaufdatum frei von Mängeln in Material und Verarbeitung wird, und den Definitionen, Begriffen und Bedingungen die in dieser Garantie enthalten sind unterliegt.

1. Bedingungen

1.1 Diese Garantie ist nur gültig, wenn das Produkt in Übereinstimmung mit den schriftlichen Empfehlungen von Palram installiert, gereinigt, behandelt und gepflegt ist.

1.2 Ohne Abweichung von oben genannten, Schäden, die durch Anwendung von Gewalt, unsachgemäße Behandlung, unsachgemäße Verwendung, nachlässige Nutzung, Montage oder Wartung, Unfälle, Auswirkungen von Fremdkörpern, Vandalismus, Verschmutzung, Veränderung, Malerei, Verbinden, Kleben und Dichten, nicht in Übereinstimmung mit der Bedienungsanleitung, verursacht werden, oder Schäden, die bei Reinigung mit inkompatiblen Reinigungsmitteln entstehen, so wie geringfügige Abweichungen des Produkts, werden durch diese Garantie nicht abgedeckt.

1.3 Diese Garantie gilt nicht für Schäden, die durch,höhere Gewalt' verursacht werden (beinhaltend aber nicht beschränkt auf: Hagel, Sturm, Tornado, Hurrikan, Schneesturm, Überschwemmungen, Feuer Auswirkungen).

1.4 Diese Garantie erlischt, falls Bauteile und Komponente, die nicht mit den schriftlichen Empfehlungen von Palram kompatibel sind, verwendet werden.

1.5 Diese Garantie gilt ausschließlich für den ursprünglichen Käufer des Produkts. Sie erweitert sich nicht auf keine anderen Käufer oder Benutzer des Produkts (einschließlich, aber nicht beschränkt auf irgendeine andere Person die das Produkt von den ursprünglichen Käufer erwirbt).

2. Ansprüche und Mitteilungen

2.1 Jeder Gewährleistungsanspruch muss Palram innerhalb von 30 Tagen nach Entdeckung des fehlerhaften Produkts schriftlich vorgelegt werden. Hierzu reichen Sie bitte auch den Original-Kaufbeleg und diese Garantie mit ein.

2.2 Der Antragsteller muss Palram erlauben den betroffenen Produkt und den Aufstellungsort selbst zu überprüfen, während das Produkt noch in seiner ursprünglichen Position ist und nicht entfernt oder verschoben oder in irgendeiner Weise verändert wurde, und/oder den Produkt an Palram zum Testen zu senden.

2.3 Palram behält sich das Recht vor die Fehlerursachen unabhängig zu untersuchen.

3. Entschädigung

3.1 Ist ein Anspruch gemäß dieser Garantie ordnungsgemäß angemeldet und bei Palram genehmigt worden, kann der Käufer, nach eigenem Ermessen von Palram, entweder (a) ein Ersatzprodukt oder Teil/e erwerben; oder (b) eine Erstattung des ursprünglichen Produkt oder Teil/e Kaufpreises erhalten, alles in Übereinstimmung mit dem folgendem Schema:

Zeitraum nach Erwerbung	Ersatzprodukt bzw. Ersatzteil/e	Rückerstattung
Ab Kaufdatum bis zum Ende des 1. Jahr	Kostenlos	100%
Ende des 1. Jahr bis zum Ende des 2. Jahr	Käufer zahlt 20% des ursprünglichen Kaufpreises	80%
Ende des 2. Jahr bis zum Ende des 3. Jahr	Käufer zahlt 40% des ursprünglichen Kaufpreises	60%
Ende des 3. Jahr bis zum Ende des 4. Jahr	Käufer zahlt 60% des ursprünglichen Kaufpreises	40%
Ende des 4. Jahr bis zum Ende des 5. Jahr	Käufer zahlt 80% des ursprünglichen Kaufpreises	20%

3.2 Um jegliche Zweifel auszuschließen, wird sich die Berechnung für die Bestimmung über Entschädigungen für defekte Teil/e, entsprechend der obigen Schema, auf dem Beitrag des defekten Teils an den ursprünglichen Kosten des Produktes beruhen. Palram behält sich das Recht vor für ein Ersatz zu sorgen, falls der Produkt oder ein Teil davon nicht verfügbar oder veraltet ist.

3.3 Diese Garantie erstreckt sich nicht auf Kosten und Ausgaben für Aus- und Einbau des Produkts oder Steuern oder Versandkosten oder sonstige direkte oder indirekte Verlust/e die sich von einem Produktfehler ergeben können.

4. Allgemeine Bedingungen und Einschränkungen

4.1 ANDERS ALS BESONDERS IN DIESER GARANTIE ANGEGEBEN, ALLE ANDEREN GARANTIEN, OB AUSDRÜCKLICH ODER IMPLIZIT, EINSCHLIESSLICH ALLER EINGESCHLOSSENEN GARANTIELEISTUNGEN DER MARKTGÄNGIGKEIT ODER EIGNUNG FÜR EINEN BESTIMMTEN ZWECK SIND SO WEIT DIES RECHTLICH MÖGLICH IST AUSGESCHLOSSEN.

4.2 AUSSER ALS AUSDRÜCKLICH IN DIESER GARANTIE ANGEGEBEN, HAFTET PALRAM NICHT FÜR IRGENDWELCHE VERLUSTE ODER SCHÄDEN DIE DER KÄUFER, DIREKT ODER INDIREKT ODER ALS FOLGE DER NUTZUNG ODER IN IRGENDWELCHEN ANDEREN MIT DEM PRODUKT VERBUNDENEN WEISE LEIDET.

4.3 FALLS PALRAM EIN AUSSCHLUSS DER STILLSCHWEIGENDEN GARANTIEN DER MARKTGÄNGIGKEIT ODER EIGNUNG FÜR EINEN BESTIMMTEN ZWECK IN BEZUG AUF DAS PRODUKT NACH GELTENDEM RECHT NICHT GESTATTET IST, WIRD DIE DAUER ALLER SOLCHEN GARANTIEN AUSDRÜCKLICH AUF DIE DAUER DIESER GARANTIE BESCHRÄNKT, ODER FALLS LÄNGER, AUF DIE GESETZLICH VORGESCHRIEBENE HÖCHSTDAUER.

4.4 DER KÄUFER IST ALLEIN DAFÜR VERANTWORTLICH FESTZUSTELLEN, OB DIE HANDHABUNG, LAGERUNG, MONTAGE, INSTALLATION ODER VERWENDUNG DES PRODUKTS AN BELIEBIGEN STANDORT UND FÜR JEDE GEGEBENE ANWENDUNG ODER SITUATION, SICHER UND ANGEMESSEN IST. PALRAM IST NICHT VERANTWORTLICH FÜR SCHÄDEN ODER VERLETZUNGEN DES KÄUFERS, ANDERER PERSONEN ODER DES EIGENTUMS, DIE IN FOLGE EINER UNSACHGEMÄSSEN HANDHABUNG, LAGERUNG, EINBAU, MONTAGE ODER NUTZUNG DES PRODUKTS ODER DURCH NICHTBEACHTUNG DER ANWEISUNGEN ZUR HANDHABUNG, LAGERUNG, EINBAU, MONTAGE UND NUTZUNG DES PRODUKTES ENTSTANDEN SIND.

4.5 SOWEIT NICHT AUSDRÜCKLICH ANDERS BY PALRAM ANGEGEBEN, IST DAS PRODUKT FÜR NORMALE WOHNNUTZUNG BESTIMMT. PALRAM HAFTET NICHT FÜR VERLUSTE, SCHÄDEN, KOSTEN ODER AUSGABEN, DIE AUS EINER NICHT VON DEN ANWEISUNGEN EMPFOHLENEN VERWENDUNG DES PRODUKTS ZU IRGENDEINEM ZWECK ENTSTEHEN ODER DIE VON KEINEM GELTENDEN RECHTSVORSCHRIFTEN ODER ANDEREN CODES ERLAUBT SIND DIE AN DEM ORT WO DER KÄUFER DEN PRODUKT BENUZEN WIRD IN KRAFT SIND.

73162

Garantie limitée à 5 ans de Palram

FR

Détails du produit: Serres

Palram Applications (1995) Ltd (Compagnie n° 512106824) dont le siège social est adressé au Parc Industriel Teradion, M.P. Misgav 20174, Israël ("Palram") garantit que le Produit n'a aucun défaut de matériel ou de manufacture pour une période de cinq ans à dater de la date d'acquisition, conformément aux définitions et conditions incluses dans cette garantie.

1. Conditions

1.1 Cette garantie ne sera valide que si le Produit est installé, nettoyé, manipulé et entretenu conformément aux recommandations écrites de Palram.

1.2 Sans déroger de ce qui est susdit, tout dommage causé par usage de la force, une mauvaise manipulation, un usage inapproprié, une utilisation, un montage ou une maintenance négligente, des accidents, un impact avec d'autres objets étrangers, du vandalisme, des polluants, un dégât, une peinture, connexion, collage, scellage qui n'est pas conforme avec le manuel de l'utilisateur ou tout dommage résultant de son nettoyage avec un détergent incompatible et les moindres déviations du Produit ne sont pas couverts par cette garantie.

1.3 Cette garantie ne s'applique pas aux dommages résultant d'un 'acte de force majeure', qui comprend mais n'est pas limité par la grêle, la tempête, une tornade, un ouragan, un blizzard, une inondation ou les effets d'un incendie.

1.4 Cette garantie est nulle si des parties de la structure et des composants ne sont pas compatibles aux recommandations écrites par Palram.

1.5 Cette garantie ne s'applique qu'à l'acheteur d'origine du Produit. Elle ne s'étend pas à tout autre acquéreur ou utilisateur du Produit (y compris mais non limité à toute personne qui acquérait le Produit de son acquéreur d'origine).

2. Réclamations et notifications

2.1 Toute demande de garantie doit être notifiée par écrit à Palram dans les 30 jours suite à la découverte du produit défectueux, accompagnée du ticket de caisse original et de cette garantie.

2.2 Le demandeur doit permettre à Palram d'inspecter le Produit impliqué et le site d'installation lorsque le Produit est dans son emplacement d'origine et n'a pas été enlevé ou déplacé ni modifié de quelque façon et/ou envoyer le Produit à Palram pour vérification.

2.3 Palram se réserve le droit d'enquêter indépendamment sur la cause de toute panne.

3. Compensation

3.1 Si une réclamation sous cette Garantie est convenablement notifiée et approuvée par Palram, l'acheteur, au choix de Palram, peut soit (a) acquérir un Produit de remplacement ou des pièces; ou (b) recevoir un remboursement du prix d'achat du Produit d'origine ou d'une partie, tout cela conformément à la table suivante:

Période depuis l'achat	Produit de remplacement ou partie	Remboursement
Jusqu'à un an après l'achat	Gratuit	100%
De la fin de la 1ère année à la fin de la 2nde	L'acquéreur paiera 20% du prix d'achat d'origine	80%
De la fin de la 2nde année à la fin de la 3ème	L'acquéreur paiera 40% du prix d'achat d'origine	60%
De la fin de la 3ème année à la fin de la 4ème	L'acquéreur paiera 60% du prix d'achat d'origine	40%
De la fin de la 4ème année à la fin de la 5ème	L'acquéreur paiera 80% du prix d'achat d'origine	20%

3.2 Pour éviter le moindre doute, le calcul pour déterminer la compensation pour des pièces défectueuses, selon la table ci-dessus, sera basé sur la contribution de la pièce défectueuse au coût d'origine du Produit. Palram se réserve le droit de fournir des substitutions si le Produit ou une partie de celui-ci n'est plus disponible ou est obsolète.

3.3 Cette garantie ne couvre pas les coûts et les dépenses de déplacement et d'installation du Produit ou les taxes et frais de port ou toute autre perte directe ou indirecte qui pourrait résulter de la panne du Produit.

4. Conditions générales et limitations

4.1 MIS A PART CE QUI A ETE SPECIFIQUEMENT INDIQUE DANS CETTE GARANTIE, TOUTES LES AUTRES GARANTIES, EXPRESSES OU SOUS-ENTENDUES, Y COMPRIS TOUTES LES GARANTIES SOUS-ENTENDUES DE VALEUR MARCHANDE OU D'ADAPTABILITE POUR UN OBJECTIF PARTICULIER SONT EXCLUES POUR AUTANT QUE LA LOI LE PERMET.

4.2 MIS A PART LA OU NOUS L'AVONS SPECIFIQUEMENT DECLARE DANS CETTE GARANTIE, PALRAM N'EST PAS RESPONSABLE DE TOUTE PERTE OU DOMMAGE DONT L'ACQUEREUR SOUFFRIRAIT, DIRECTEMENT, INDIRECTEMENT OU EN CONSEQUENCE DE L'UTILISATION DU PRODUIT OU DE TOUTE AUTRE MANIERE LIEE AU PRODUIT.

4.3 SI PALRAM N'A PAS LE DROIT SELON LA MOINDRE LOI APPLICABLE D'EXCLURE LES GARANTIES SOUS-ENTENDUES DE VALEUR MARCHANDE OU D'ADAPTABILITE A UNE FIN SPECIFIQUE EN RAPPORT AVEC LE PRODUIT, LA DUREE D'UNE TELLE GARANTIE EST EXPRESSEMENT LIMITEE A CELLE DE CETTE GARANTIE OU, SI ELLE EST PLUS LONGUE, A LA PERIODE MAXIMALE EXIGEE PAR LA LOI.

4.4 L'ACHETEUR EST LE SEUL RESPONSABLE DANS LA DETERMINATION SI LA MANIPULATION, LE STOCKAGE, LE MONTAGE, L'INSTALLATION OU L'UTILISATION DU PRODUIT EST SURE ET APPROPRIEE POUR TOUT ENDROIT, POUR TOUTE APPLICATION DONNEE OU DANS TOUTE CIRCONSTANCE DONNEE. PALRAM N'EST PAS RESPONSABLE DE TOUT DOMMAGE OU BLESSURE CAUSE A L'ACHETEUR, TOUTE AUTRE PERSONNE OU BIEN RESULTANT D'UNE MANIPULATION, UN STOCKAGE, UNE INSTALLATION, UN MONTAGE OU UNE UTILISATION DU PRODUIT OU UN MANQUE A SUIVRE LES INSTRUCTIONS ECRITES CONCERNANT LA MANIPULATION, LE STOCKAGE, LE MONTAGE, L'INSTALLATION OU L'UTILISATION DU PRODUIT.

4.5 SAUF SI INDIQUE EXPRESSEMENT PAR PALRAM, LE PRODUIT EST DESTINE A UN USAGE RESIDENTIEL NORMAL SEULEMENT. PALRAM N'EST PAS RESPONSABLE DE TOUTE PERTE? DOMMAGE, FRAIS OU DEPENSE RESULTANT D'UNE UTILISATION DU PRODUIT POUR TOUTE FIN QUI N'EST PAS RECOMMANDEE PAR LES INSTRUCTIONS ECRITES OU QUI N'EST PAS PERMISE PAR LA MOINDRE LOI OU AUTRES CODES APPLICABLES DANS L'ENDROITOU L'ACQUEREUR UTILISERAIT LE PRODUIT.

Palrams 5 års Begrænset Garanti

DA

Produktdetaljer: Drivhuse

Palram Applications (1995) Ltd. (Virksomhedsregistreringsnummer: 512106824), registreret på adressen Teradion Industrial Park, M.P Misgav 20174, Israel ("Palram"), garanterer at Produktet ikke lider af materielfejl eller fabrikationsfejl i en periode på fem år fra købsdatoen, underlagt definitionerne og vilkårene indeholdt i denne garanti.

1. Vilkår

1.1 Denne garanti er kun gældende, hvis Produktet er installeret, rengjort, håndteret og vedligeholdt i overensstemmelse med Palrams skrevne anbefalinger.

1.2 Uden at afvige fra det ovennævnte, er skade opstået grundet brug af fysisk magt, ukorrekt håndtering, upassende brug, forsømmeligt brug, samling eller vedligeholdelse, uheld, indvirken fra fremmedlegemer, vandalisme, forurenende stoffer, ændringer, maling, tilslutning, limning, forsegling, der ikke er i overensstemmelse med brugsvejledningen, eller skade som resultat af rengøring med ikke-kompatible rengøringsmidler og mindre afvigelser ved Produktet ikke dækket af denne garanti.

1.3 Denne garanti dækker ikke skade som resultat af "naturens handling", hvilket omfatter, men er ikke begrænset til hagl, storm, tornadoer, orkaner, snestorme, oversvømmelse, følger af brand.

1.4 Denne garanti er ugyldig, hvis der benyttes konstruktionsdele og løse dele, der ikke er kompatible med Palrams skrevne anbefalinger.

1.5 Denne garanti er kun gældende for Produktets oprindelige køber. Den omfatter ikke andre købere eller brugere af Produktet (inklusiv, men ikke begrænset til, enhver person der erhverver Produktet fra den oprindelige køber).

2. Krav og Bekendtgørelser

2.1 Ethvert garantikrav skal bekendtgøres skriftligt til Palgram inden for 30 dage, efter opdagelsen af det defekte Produkt, og vedlægges den originale kvittering og denne garanti.

2.2 Skadesanmelderen skal lade Palram undersøge Produktet, der er tale om, og selve installationen, mens Produktet stadig befinder sig i sin oprindelige position og ikke er blevet fjernet eller flyttet eller ændret på nogen måde, og/eller lade produktet sende tilbage til Palram for afprøvning.

2.3 Palram forbeholder sig retten til selvstændigt at undersøge årsagen til dette funktionssvigt.

3. Erstatning

3.1 Hvis et krav i henhold til denne garanti bekendtgøres korrekt og godkendes af Palram, kan køberen, efter Palrams valg, (a) købe et erstatningsprodukt eller del/e, eller (b) modtage refundering for det oprindelige Produkts eller del/es købspris, alt i henhold til den følgende oversigt:

Periode Efter Køb	Erstatningsprodukt eller Del/e	Refundering
Fra købsdato til udgangen af 1. år	Uden beregning	100%
Udgangen af 1. år til udgangen af 2. år	køber vil betale 20 % af den oprindelige købspris	80%
Udgangen af 2. år til udgangen af 3. år	køber vil betale 40 % af den oprindelige købspris	60%
Udgangen af 3. år til udgangen af 4. år	køber vil betale 60 % af den oprindelige købspris	40%
Udgangen af 4. år til udgangen af 5. år	køber vil betale 80 % af den oprindelige købspris	20%

3.2 For at undgå tvivl vil beregning for bestemmelse af erstatning for defekt(e) del/e, i henhold til oversigten ovenfor, blive baseret på den defekte dels dækning i forhold til Produktets oprindelige pris. Palram forbeholder sig retten til at levere erstatninger, hvis Produktet, eller nogen del af dette, er utilgængeligt eller forældet.

3.3 Denne garanti dækker ikke omkostninger eller udgifter ved fjernelse og installation af Produktet, eller afgifter, eller forsendelsesomkostninger, eller nogen direkte eller indirekte tab, der kan opstå grundet Produktfejl,

4. Almindelige Betingelser og Begrænsninger

4.1 UD OVER HVAD DER ER BLEVET SPECIFIKT ANFØRT I DENNE GARANTI, ER ALLE ANDRE GARANTIER, OM UDTRYKT ELLER UNDERFORSTÅET, OMFATTENDE ALLE UNDERFORSTÅEDE GARANTIER VEDRØRENDE SALGBARHED ELLER EGNETHED TIL ET SPECIFIKT FORMÅL UNDTAGET FOR SÅ VIDT LOVEN TILLADER

4.2 MED UNDTAGELSE AF, HVOR VI HAR SPECIFIKT ANFØRT DET I DENNE GARANTI, ER PALRAM IKKE ANSVARLIG FOR NOGEN TAB ELLER SKADER, SOM KØBEREN LIDER DIREKTE, INDIREKTE, ELLER SOM EN FØLGE AF BRUG, ELLER PÅ NOGEN ANDEN MÅDE FORBINDELSE TIL PRODUKTET.

4.3 HVIS PALRAM UDELUKKES FRA, I HENHOLD TIL ENHVER GÆLDENDE LOV, AT UNDTAGE DEN UNDERFORSTÅEDE SALGBARHEDS ELLER EGNETHEDSGARANTI FOR ET SPECIFIKT FORMÅL I FORHOLD TIL PRODUKTET, ER VARIGHEDEN AF ALLE SÅDANNE UNDERFORSTÅEDE GARANTIER UDTRYKKELIG BEGRÆNSET TIL VARIGHEDEN AF DENNE GARANTI, ELLER, HVIS LÆNGERE, DEN MAKSIMALE PERIODE KRÆVET AF GÆLDENDE LOVGIVNING.

4.4 KØBEREN ER ENEANSVARLIG FOR AT BESLUTTE OM HÅNDTERINGEN, OPBEVARINGEN, SAMLINGEN, INSTALLATIONEN ELLER BRUGEN AF PRODUKTET ER SIKKERT OG PASSENDE PÅ ETHVERT OMRÅDE, TIL ENHVER APPLIKATION ELLER UNDER ETHVERT GIVENT FORHOLD. PALRAM ER IKKE ANSVARLIG FOR NOGEN SKADER ELLER KVÆSTELSER KØBER, ENHVER ANDEN PERSON, ELLER EJENDOM MÅTTE LIDE, SOM RESULTAT AF UKORREKT HÅNDTERING, OPBEVARING, INSTALLATION, SAMLING ELLER BRUG AF PRODUKTET ELLER UNDLADELSE AF AT FØLGE DE SKREVNE ANBEFALINGER VEDRØRENDE HÅNDTERING, OPBEVARING, INSTALLATION, SAMLING OG BRUG AF PRODUKTET.

4.5 MEDMINDRE ANDET ER UDTRYKKELIG ANGIVET AF PALRAM, ER PRODUKTET KUN BEREGNET TIL ALMINDELIG BOLIGFORMÅL. PALRAM ER IKKE ANSVARLIG FOR TAB, SKADE, OMKOSTNINGER ELLER UDGIFTER SOM RESULTAT AF NOGEN BRUG AF PRODUKTET TIL NOGET, DER IKKE ER ANBEFALET I DE SKREVNE ANBEFALINGER, ELLER IKKE ER TILLADT I HENHOLD TIL NOGEN GÆLDENDE LOVGIVNING ELLER ANDRE GÆLDENDE REGLER PÅ DET STED, HVOR KØBER VIL BRUGE PRODUKTET.

Begränsningar i Palrams 5-års garanti

SV

Egenskaper: Växthus

Palram Applications (1995) Ltd (Bolagsnummer: 512106824) vars registrerade huvudkontor har adressen: Teradion Industrial Park, M.P Misgav 20174, Israel ("Palram") garanterar att produkten är felfri avseende material och bearbetning under en period av 5 år från inköpsdagen i enlighet med definitionerna och villkoren i denna garanti.

1. Villkor

1.1 Denna garanti gäller endast produkter som installerats, skötts, underhållits och hållits rena enligt anvisningarna i Palrams handbok.

1.2 Ovan nämnda garanti gäller inte vid skador till följd av alltför kraftig användning, fel eller olämplig användning, vårdslös installering, vårdslöst bruk eller underhåll, missöden, skador som främmande föremål gett upphov till, skadegörelse, smuts, förändringar, målning, fogar, limning, tejpning, olämpliga tätningar eller skador som uppkommit på grund av olämpliga rengöringsmedel. Små avvikelser omfattas inte av garantin.

1.3 Garantin täcker inte naturfenomen eller skador orsakade av dessa, såsom hagel, tung snö, storm, virvelvindar, orkaner, blixtar, vind eller översvämningar.

1.4 Garantin gäller inte om man för växthuset använder olämpliga byggsatser eller komponenter som inte rekommenderas av tillverkaren (Palram).

1.5 Garantin gäller endast den ursprungliga köparen/mottagaren. Garantin kan inte överföras till följande ägare eller en annan användare. taikka seuraaville omistajille.

2. Reklamationer och anmälningar

2.1 Varje garantianspråk måste underrättas skriftligen till Palram inom 30 dagar efter upptäckten av en defekt produkt, innehållande originalkvittot för försäljningen och den här garantin.

2.2 Käranden (den som gjort reklamationen) ska låta tillverkaren/tillverkarens företrädare granska den felaktiga produkten på produktens ursprungliga plats i det skick som den är efter skadan. Produkten får inte ändras, repareras, flyttas eller skickas till tillverkaren/företrädaren innan tillstånd för detta har getts.

2.3 Tillverkaren (Palram) förbehåller sig rätten att självständigt undersöka orsaken till felet.

3. Ersättning

3.1 När reklamationen har anmälts enligt villkoren i garantin och godkänts av Palram har köparen (käranden) rätt att få nya delar eller en ny produkt eller en ersättning som står i proportion till skadan och anskaffningspriset enligt följande tabell:

Tid sedan anskaffning	Ersättande produkt/del	Ersättning
1 år sedan anskaffning	Utan avgift	100%
1 => 2 år sedan anskaffning	Självrisk andel 20 %	80%
2 => 3 år sedan anskaffning	Självrisk andel 40 %	60%
3 => 4 år sedan anskaffning	Självrisk andel 60 %	40%
4 => 5 år sedan anskaffning	Självrisk andel 80 %	20%

3.2 För att undvika alla misstankar, felkalkyleringar eller missförstånd vad gäller ersättning, beräknas den i tabellen framställda ersättningen alltid enligt den andel som den felaktiga/skadade delen utgör av hela produktens anskaffningspris. Tillverkaren förbehåller sig rätten att leverera en ersättande produkt/produktdel om originaldelar inte längre är tillgängliga eller om delarna eller produkterna är föråldrade.

3.3 Garantin ersätter inte utgifter som orsakats av installering, nedmontering, flyttning eller reparation av produkten och inte heller utgifter som orsakats av direkta eller indirekta utgifter och förluster för att produkten haft fel eller skador, t.ex. skatter, flyttningsavgifter, leverans- och sändningsavgifter.

4. Allmänna villkor och begränsningar

4.1 UTÖVER VAD SOM UTTRYCKLIGEN NÄMNS I DENNA GARANTI ÄR ALLA ÖVRIGA GARANTIERS ALLMÄNT BINDANDE VERKAN DIREKT ELLER INDIREKT GÄLLANDE ALLMÄN ELLER SÄRSKILD TILLÄMPNING UTESLUTNA INOM LAGENS RAMAR.

4.2 MED UNDANTAG AV VAD SOM NÄMNS I DESSA GARANTIVILLKOR, ANSVARAR TILLVERKAREN INTE FÖR DE FÖRLUSTER ELLER SKADOR SOM KÖPAREN ELLER ANVÄNDAREN AV PRODUKTEN DIREKT ELLER INDIREKT ELLER TILL FÖLJD AV ANVÄNDNINGEN AV ELLER KONTAKTEN MED PRODUKTEN DRABBAS AV.

4.3 OM TILLVERKAREN ENLIGT LOKAL LAGSTIFTNING ELLER UTIFRÅN KONSUMENTSKYDDETS REKOMMENDATIONER NEKATS ATT INNEHÅLLA ERSÄTTNINGAR, TILLÄMPAS MED TANKE PÅ GARANTIER OM ALLMÄN ELLER SÄRSKILD TILLÄMPNING, GARANTIERNAS GILTIGHETSTID ENLIGT LOKAL LAGSTIFTNING PÅ PRODUKTEN.

4.4 KÖPAREN ÄR ENSAM ANSVARIG FÖR ATT PRODUKTEN HANTERAS, FÖRVARAS OCH MONTERAS ÄNDAMÅLSENLIGT SAMT FÖR ATT DEN PLACERAS PÅ ETT TRYGGT SÄTT. PALRAM ÄR INTE ANSVARIG FÖR NÅGRA MISSÖDEN ELLER SKADOR SOM ORSAKAS KÖPAREN, ANNAN PERSON ELLER PART ELLER DERAS EGENDOM OM DE BEROR PÅ ATT PRODUKTEN HANTERATS, FÖRVARATS, INSTALLERATS, MONTERATS PÅ FEL SÄTT ELLER PÅ GRUND AV ATT PRODUKTEN ANVÄNTS PÅ FEL SÄTT ELLER ATT ANVISNINGARNA INTE IAKTTAGITS.

4.5 PALRAMS TILLVERKADE PRODUKT ÄR AVSEDD FÖR NORMALT BRUK PÅ GÅRDSPLANER OM INTE ANNAT ANGES. OM ANVÄNDNINGEN AV PRODUKTEN ENLIGT LOKAL LAGSTIFTNING ELLER ANDRA BESTÄMMELSER PÅ DEN PLATS DÄR KÖPAREN ANVÄNDER PRODUKTEN INTE ÄR TILLÅTEN, ANSVARAR PALRAM INTE FÖR NÅGRA FÖRLUSTER, OLYCKSHÄNDELSER, KOSTNADER ELLER UTGIFTER SOM BEROR PÅ ATT PRODUKTEN ANVÄNTS PÅ FEL SÄTT, OBEROENDE AV FÖR VILKET ÄNDAMÅL PRODUKTEN ANVÄNTS.

Περιορισμένη εγγύηση 5 ετών

EL

Λεπτομέρειες: θερμοκήπια

Η εταιρεία Palram Applications (1995) Ltd (Αριθμός εταιρείας: 512106824), το εγγεγραμμένο γραφείο της οποίας βρίσκεται στο Teradion Industrial Park, M.P Misgav 20174, Ισραήλ ("Palram") εγγυάται ότι το προϊόν δεν θα είναι ελαττωματικά υλικά ή την εργασία για μια περίοδο επτά ετών από την αρχική ημερομηνία αγοράς και με την επιφύλαξη των ορισμών, τους όρους και τις προϋποθέσεις που εμπεριέχονται στην παρούσα εγγύηση.

1. Συνθήκες

1.1 Αυτή η εγγύηση ισχύει μόνο αν το Προϊόν εγκαθίσταται, καθαρίζεται, χρησιμοποιείται και συντηρείται σύμφωνα με τις γραπτές συστάσεις της Palram.

1.2 Χωρίς να παρεκκλίνουμε από τα παραπάνω, δεν καλύπτονται από αυτή την εγγύηση η ζημιά που προκαλείται από τη χρήση δύναμης, μη ορθό χειρισμό, ακατάλληλη χρήση, απρόσεχτη χρήση ή συναρμολόγηση ή συντήρηση, ατυχήματα, κρούση από ξένα σώματα, βανδαλισμό, ρύπους, αλλαγές, βαφή, σύνδεση, κόλλημα, σφράγισμα που γίνεται χωρίς συμμόρφωση με το εγχειρίδιο χρήστη ή ζημιά που προκύπτει από καθαρισμό με μη συμβατά καθαριστικά και μικρές αποκλίσεις του Προϊόντος.

1.3 Η εγγύηση αυτή δεν εφαρμόζεται για ζημίες που προκύπτουν από "ανώτερη βία", οι οποίες περιλαμβάνουν αλλά δεν περιορίζονται σε, χαλάζι, καταιγίδα, ανεμοστρόβιλο, θύελλα, χιονοθύελλες, πλημμύρα, αποτελέσματα πυρκαγιάς.

1.4 Η εγγύηση αυτή δεν ισχύει αν τα δομικά μέρη και τα συστατικά που χρησιμοποιούνται δεν είναι συμβατά με τις γραπτές συστάσεις της Palram

1.5 Η εγγύηση αυτή εφαρμόζεται μόνο για τον αρχικό αγοραστή του Προϊόντος. Δεν ισχύει για οποιονδήποτε άλλο αγοραστή ή χρήστη του Προϊόντος (συμπεριλαμβανομένων, αλλά όχι περιορισμένων, οποιοδήποτε ατόμων που αποκτήσουν το Προϊόν από τον αρχικό αγοραστή).

2. Αξιώσεις και Ειδοποιήσεις

2.1 Κάθε αίτηση αποζημίωσης λόγω εγγύησης θα πρέπει να αποσταλεί γραπτώς στην Parlam εντός 30 ημερών από την ανακάλυψη του ελαττωματικού προϊόντος, επισυνάπτοντας την αρχική απόδειξη αγοράς καθώς και την παρούσα εγγύηση.

2.2 Ο αιτών πρέπει να επιτρέψει στην Palram να εξετάσει το εν λόγω Προϊόν και το σημείο της εγκατάστασης ενώ το Προϊόν βρίσκεται στην αρχική του θέση και δεν έχει μετακινηθεί ή αφαιρεθεί ή αλλαχθεί με οποιοδήποτε τρόπο ή/και να επιστρέψει το Προϊόν στην Palram για εξέταση.

2.3 Η Palram δεσμεύει το δικαίωμα να εξετάσει ανεξάρτητα την αιτία οποιουδήποτε προβλήματος.

3. Αποζημίωση

3.1 Αν μια αξίωση υπό αυτή την Εγγύηση ειδοποιηθεί ορθά και την εγκρίνει η Palram, ο αγοραστής, με την επιλογή της Palram, μπορεί είτε να (α) αγοράσει ένα Προϊόν ή μέρος/-η ως αντικατάσταση ή (β) να λάβει αποζημίωση της τιμής του αρχικού Προϊόντος ή μέρος/-ή αυτής, όλα σύμφωνα με το ακόλουθο χρονοδιάγραμμα:

Περίοδος μετά από την αγορά	Προϊόν ή μέρος/-η ως αντικατάσταση	Επιστροφή
Από την ημερομηνία αγοράς ως το τέλος του 1ου έτους	Χωρίς χρέωση	100%
Τέλος του 1ου έτους ως το τέλος του 2ου έτους	ο αγοραστής θα πληρώσει το 20% της αρχικής τιμής αγοράς	80%
Τέλος του 2ου έτους ως το τέλος του 3ου έτους	ο αγοραστής θα πληρώσει το 40% της αρχικής τιμής αγοράς	60%
Τέλος του 3ου έτους ως το τέλος του 4ου έτους	ο αγοραστής θα πληρώσει το 60% της αρχικής τιμής αγοράς	40%
Τέλος του 4ου έτους ως το τέλος του 5ου έτους	ο αγοραστής θα πληρώσει το 80% της αρχικής τιμής αγοράς	20%

3.2 Για να αποφευχθούν τυχόν απορίες, ο υπολογισμός για την αποζημίωση για τα ελαττωματικά μέρη, σύμφωνα με τον παραπάνω πίνακα, θα βασίζεται στο μερίδιο του ελαττωματικού μέρος σε σχέση με την αρχική τιμή του Προϊόντος. Η Palram δεσμεύει το δικαίωμα να παράσχει αντικαταστάσεις αν το Προϊόν ή οποιοδήποτε μέρος του δεν είναι διαθέσιμο ή αν δεν υπάρχει.

3.3 Η εγγύηση αυτή δεν καλύπτει οποιοδήποτε κόστος και έξοδα αφαίρεσης και εγκατάστασης του Προϊόντος ή φόρους ή έξοδα αποστολής ή οποιεσδήποτε άμεσες ή έμμεσες ζημίες οι οποίες προκύπτουν από μη λειτουργία του Προϊόντος.

4. Γενικές συνθήκες και περιορισμοί

4.1 ΕΚΤΟΣ ΑΠΟ ΟΣΑ ΕΧΟΥΝ ΑΝΑΦΕΡΘΕΙ ΕΙΔΙΚΑ ΣΕ ΑΥΤΗ ΤΗΝ ΕΓΓΥΗΣΗ, ΟΛΕΣ ΟΙ ΑΛΛΕΣ ΕΓΓΥΗΣΕΙΣ, ΕΙΤΕ ΡΗΤΕΣ Ή ΕΜΜΕΣΕΣ, ΣΥΜΠΕΡΙΛΑΜΒΑΝΟΜΕΝΩΝ ΟΛΩΝ ΤΩΝ ΕΜΜΕΣΩΝ ΕΓΓΥΗΣΕΩΝ ΕΜΠΟΡΙΣΙΜΟΤΗΤΑΣ Ή ΚΑΤΑΛΛΗΛΟΤΗΤΑΣ ΓΙΑ ΕΝΑ ΣΥΓΚΕΚΡΙΜΕΝΟ ΣΚΟΠΟ ΕΞΑΙΡΟΥΝΤΑΙ ΑΠΟ ΟΣΑ ΕΠΙΤΡΕΠΕΙ Ο ΝΟΜΟΣ.

4.2 ΕΚΤΟΣ ΑΠΟ ΠΕΡΙΠΤΩΣΕΙΣ ΠΟΥ ΕΧΟΥΜΕ ΑΝΑΦΕΡΕΙ ΡΗΤΑ ΣΕ ΑΥΤΗ ΤΗΝ ΕΓΓΥΗΣΗ, Η PALRAM ΔΕΝ ΕΙΝΑΙ ΥΠΕΥΘΥΝΗ ΓΙΑ ΟΠΟΙΕΣΔΗΠΟΤΕ ΑΠΩΛΕΙΕΣ Ή ΖΗΜΙΕΣ ΠΟΥ Ο ΑΓΟΡΑΣΤΗΣ ΜΠΟΡΕΙ ΝΑ ΔΕΧΘΕΙ ΑΜΕΣΑ, ΕΜΜΕΣΑ Ή ΩΣ ΣΥΝΕΠΕΙΑ ΤΗΣ ΧΡΗΣΗΣ, Ή ΣΥΝΔΕΟΜΕΝΕΣ ΜΕ ΟΠΟΙΟΔΗΠΟΤΕ ΤΡΟΠΟ ΜΕ ΤΟ ΠΡΟΪΟΝ.

4.3 ΑΝ Η PALRAM ΑΠΟΓΟΡΕΥΕΤΑΙ ΥΠΟ ΟΠΟΙΟΔΗΠΟΤΕ ΕΦΑΡΜΟΣΤΕΟ ΝΟΜΟ ΝΑ ΕΞΑΙΡΕΣΕΙ ΤΙΣ ΕΜΜΕΣΕΣ ΕΓΓΥΗΣΕΙΣ ΕΜΠΟΡΕΥΜΑΤΟΠΟΙΗΣΗΣ Ή ΚΑΤΑΛΛΗΛΟΤΗΤΑΣ ΓΙΑ ΕΝΑΝ ΣΥΓΚΕΚΡΙΜΕΝΟ ΣΚΟΠΟ ΣΕ ΣΧΕΣΗ ΜΕ ΤΟ ΠΡΟΪΟΝ, Η ΔΙΑΡΚΕΙΑ ΟΠΟΙΟΔΗΠΟΤΕ ΕΜΜΕΣΩΝ ΕΓΓΥΗΣΕΩΝ ΠΕΡΙΟΡΙΖΕΤΑΙ ΡΗΤΑ ΣΤΗ ΠΕΡΙΟΔΟ ΑΥΤΗΣ ΤΗΣ ΕΓΓΥΗΣΗΣ Ή, ΑΝ Η ΠΕΡΙΟΔΟΣ ΕΙΝΑΙ ΜΕΓΑΛΥΤΕΡΗ, ΣΤΗΝ ΜΕΓΙΣΤΗ ΠΕΡΙΟΔΟ ΠΟΥ ΑΠΑΙΤΕΙ Ο ΕΦΑΡΜΟΣΤΕΟΣ ΝΟΜΟΣ.

4.4 Ο ΑΓΟΡΑΣΤΗΣ ΕΙΝΑΙ Ο ΜΟΝΟΣ ΥΠΕΥΘΥΝΟΣ ΓΙΑ ΝΑ ΚΑΘΟΡΙΣΕΙ ΑΝ Η ΧΡΗΣΗ, ΑΠΟΘΗΚΕΥΣΗ, ΣΥΝΑΡΜΟΛΟΓΗΣΗ, ΕΓΚΑΤΑΣΤΑΣΗ Ή ΧΡΗΣΗ ΤΟΥ ΠΡΟΪΟΝΤΟΣ ΕΙΝΑΙ ΑΣΦΑΛΗΣ ΚΑΙ ΚΑΤΑΛΛΗΛΗ ΓΙΑ ΟΠΟΙΑΔΗΠΟΤΕ ΤΟΠΟΘΕΣΙΑ, ΓΙΑ ΟΠΟΙΑΔΗΠΟΤΕ ΕΦΑΡΜΟΓΗ Η ΣΕ ΟΠΟΙΑΔΗΠΟΤΕ ΠΕΡΙΣΤΑΣΗ. Η PALRAM ΔΕΝ ΕΙΝΑΙ ΥΠΕΥΘΥΝΗ ΓΙΑ ΟΠΟΙΕΣΔΗΠΟΤΕ ΖΗΜΙΕΣ Ή ΤΡΑΥΜΑΤΙΣΜΟ ΣΤΟΝ ΑΓΟΡΑΣΤΗ, ΣΕ ΟΠΟΙΟΔΗΠΟΤΕ ΑΛΛΟ ΑΤΟΜΟ Η ΙΔΙΟΚΤΗΣΙΑ ΟΙ ΟΠΟΙΕΣ ΠΡΟΚΥΠΤΟΥΝ ΑΠΟ ΑΚΑΤΑΛΛΗΛΟ ΧΕΙΡΙΣΜΟ, ΑΠΟΘΗΚΕΥΣΗ, ΕΓΚΑΤΑΣΤΑΣΗ, ΣΥΝΑΡΜΟΛΟΓΗΣΗ Ή ΧΡΗΣΗ ΤΟΥ ΠΡΟΪΟΝΤΟΣ Ή ΜΗ ΣΥΜΜΟΡΦΩΣΗ ΜΕ ΤΙΣ ΓΡΑΠΤΕΣ ΟΔΗΓΙΕΣ ΣΧΕΤΙΚΑ ΜΕ ΤΗΝ ΧΡΗΣΗ, ΑΠΟΘΗΚΕΥΣΗ ΣΥΝΑΡΜΟΛΟΓΗΣΗ, ΕΓΚΑΤΑΣΤΑΣΗ ΚΑΙ ΧΡΗΣΗ ΤΟΥ ΠΡΟΪΟΝΤΟΣ.

4.5 ΕΚΤΟΣ ΑΠΟ ΠΕΡΙΠΤΩΣΕΙΣ ΡΗΤΗΣ ΕΚΦΡΑΣΗΣ ΑΠΟ ΤΗΝ PALRAM, ΤΟ ΠΡΟΪΟΝ ΠΡΟΟΡΙΖΕΤΑΙ ΜΟΝΟ ΓΙΑ ΚΑΝΟΝΙΚΗ ΟΙΚΙΑΚΗ ΧΡΗΣΗ. Η PALRAM ΔΕΝ ΕΙΝΑΙ ΥΠΕΥΘΥΝΗ ΓΙΑ ΟΠΟΙΑΔΗΠΟΤΕ ΑΠΩΛΕΙΑ, ΖΗΜΙΑ, ΚΟΣΤΟΣ Ή ΕΞΟΔΑ ΠΟΥ ΠΡΟΚΥΠΤΟΥΝ ΑΠΟ ΟΠΟΙΑΔΗΠΟΤΕ ΧΡΗΣΗ ΤΟΥ ΠΡΟΪΟΝΤΟΣ ΓΙΑ ΟΠΟΙΟΔΗΠΟΤΕ ΑΛΛΟ ΣΚΟΠΟ ΠΟΥ ΔΕΝ ΣΥΣΤΗΝΕΤΑΙ ΑΠΟ ΓΡΑΠΤΕΣ ΟΔΗΓΙΕΣ Ή ΠΟΥ ΔΕΝ ΕΠΙΤΡΕΠΕΤΑΙ ΑΠΟ ΟΠΟΙΑΔΗΠΟΤΕ ΕΦΑΡΜΟΖΟΜΕΝΗ ΝΟΜΟΘΕΣΙΑ Ή ΑΛΛΟΥΣ ΚΩΔΙΚΕΣ ΠΟΥ ΙΣΧΥΟΥΝ ΣΤΗΝ ΤΟΠΟΘΕΣΙΑ ΠΟΥ Ο ΑΓΟΡΑΣΤΗΣ ΘΑ ΧΡΗΣΙΜΟΠΟΙΗΣΕΙ ΤΟ ΠΡΟΪΟΝ.

Palram´n 5 vuoden rajoitetut takuuehdot

FI

Tuotetiedot: kasvihuoneet

Palram Applications (1995) Ltd (yhtiön rek.nro 512106824) jonka päätoimipiste toimii osoitteessa Teradion Industrial Park, M.P Misgav 20174, Israel. Palram takeita, että se valmistamissa tuotteissa ei sisälly virheitä materiaali-tai valmistusvirheitä, ja seuraavan viiden vuoden aikana alkuperäisestä ostopäivästä, joita on raportoitu olosuhteissa.

1. Olosuhteet

1.1 Tämä takuu on voimassa vain tuotteelle joka on ohjeen mukaisesti asennettu, hoidettu & ylläpidetty sekä pidetty puhtaana Palramin ohjekirjassa antamien ohjeiden mukaisesti.

1.2 Poikkeamatta edellä mainitusta, vauriot jotka ovat syntyneet liiallisesta voiman käytöstä , väärästä tai sopimattomasta käytöstä , huolimattomasta asennuksesta , käytöstä tai ylläpidosta , vahingoista , vieraiden esineiden kolhuista , ilkivallasta epäpuhtauksista , muutoksista , maalauksista , liitoksista , liimauksista , teippauksista , sopimattomista tiivistyksistä tai vaurioista jotka ovat syntyneet yhteensopimattomista puhdistusaineista. Pienet poikkeamat eivät kuulu tämän takuun piiriin.

1.3 Tämä takuu ei kata luonnonilmiöitä taikka niistä syntyneitä vaurioita kuten rakeet , raskas lumi, myrsky , pyörremyrsky , hirmumyrsky, salamat ,tuli taikka tulva.

1.4 Tämä takuu on mitätön mikäli kasvihuoneen kanssa käytetään yhteensopimattomia rakenneosia taikka komponentteja jotka eivät ole vakmistajan (Palram) suosituksen mukaisia.

1.5 Tämä takuu on ainoastaan voimassa alkuperäiselle ostajalle / saajalle. Se ei ole jatkettavissa tai siirrettävissä toisille käyttäjille taikka seuraaville omistajille.

2. Reklamaatiot ja ilmoitukset

2.1 Kaikki takuuvaatimukset on tehtävä kirjallisesti Palramille 30 päivän sisällä viallisen tuotteen huomaamisesta, ja mukaan on liitettävä alkuperäinen ostokuitti ja tämä takuu.

2.2 Kantajan (reklamaation tehnyt) tulee sallia valmistajan / valmistajan edustajan tarkistaa vioittunut tuote sen alkuperäisessä Sijainnissa siinä kunnossa kuin se on vaurion sattumisen jälkeen. Tuotetta ei saa muunnella , korjata , siirtää taikka lähettää valmistajalle / edustajalle ennen siihen saatua lupaa.

2.3 Valmistaja (Palram) varaa oikeuden saada itsenäisesti tutkia vian syy.

3. Korvaus

3.1 Mikäli reklamaatio on takuun mukaisesti ilmoitettu ja hyväksytty Palramilta, on ostaja (kantaja) oikeutettu joko korvaaviin osiin / tuotteeseen taikka hyvitykseen joka on suhteessa vahinkoon & hankintahintaan seuraavan taulukon mukaisesti:

Aikaa hankinnasta	Korvaava tuote ja / tai osa	Korvaus
1 vuosi hankinnasta	Veloituksetta	100%
1 => 2´teen vuoteen hankinnasta	Omavastuu 20 %	80 %
2 => 3´teen vuoteen hankinnasta	Omavastuu 40 %	60 %
3 => 4´teen vuoteen hankinnasta	Omavastuu 60 %	40 %
4 => 5´teen vuoteen hankinnasta	Omavastuu 80 %	20 %

3.2 Välttyäkseen miltään epäilyiltä , laskentavirheiltä tai väärinkäsityksiltä korvattavuuden suhteen edellä esitetyn taulukon mukainen korvaus lasketaan aina viallisen / vioittuneen osan osuudesta kokonaistuotteen hankinta-arvosta. Valmistaja varaa oikeuden toimittaa korvaava tuote / tuoteosa mikäli alkuperäistä osaa ei ole enää saatavissa tai se on vanhentunut.

3.3 Tämä takuu ei korvaa kuluja jotka ovat syntyneet asennuksesta, purkauksesta, tuotteen siirtämisestä tai korjaustyöstä eikä myöskään suorista tai epäsuorista kuluista & menetyksistä kuten veroista, muutoista, toimitus- & lähetyskuluista jotka ovat syntyneet tuoteen viallisuudesta tai vioittuneisuudesta.

4. Yleiset ehdot ja rajoitukset

4.1 MUILTA OSIN KUIN NIMENOMAISESTI TÄSSÄ TAKUUSSA ON ESITETTY, KAIKKIEN MUIDEN TAKUIDEN YLEISSITOVUUDET KAUPALLISESTA HYÖDYNNETTÄVYYDESTÄ TAI SOPIVUUDESTA SUORAAN TAI VÄLILLISESTI OVAT POISSULJETTU SIKÄLI KUIN LAKI SALLII.

4.2 POISLUKIEN MITÄ NÄISSÄ TAKUUEHDOISSA ON ESITETTY, VALMISTAJA EI VASTAA MISTÄÄN TAPPIOISTA TAI VAHINGOISTA MITÄ OSTAJA TAI TUOTTEEN KÄYTTÄJÄ KÄRSII SUORAAN, VÄLILLISESTI TAI SEURAUKSENA TUOTTEEN KÄYTTÄMISESTÄ TAI YHTEYDESTÄ TUOTTEESEEN.

4.3 MIKÄLI VALMISTAJAA ON KIELLETTY EVÄTÄ PAIKALLISESTI SOVELLETTAVAN LAINSÄÄDÄNNÖN TAI KULUTTANSUOJA SUOSITUSTEN POHJALTA TAKUUEHTOJEN MUKAISIA KORVAUKSIA – SOVELLETAAN YLEISESTI KAUPALLISESTI HYÖDYNNETTÄVYYDESTÄ TAI SOPIVUUDESTA TIETTYYN TARKOITUKSEEN NÄHDEN TUOTTEEN OLEVAN TAKUIDEN VOIMASSAOLOAIKAA PAIKALLISEN LAIN MUKAAN.

4.4 OSTAJA ON YKSIN VASTUUSSA ASIANMUKAISESTA KÄSITTELYSTÄ, VARASTOINNISTA, KOKOONPANOSTA SEKÄ TURVALLISESTA SIJAINNISTAETTÄ KÄYTÖSTÄ JA SÄILYTYKSESTÄ. PALRAM EI OLE VASTUUSSA MISTÄÄN VAHINGOISTA TAI VAMMOISTA OSTAJALLE, MUULLE HENKILÖLLE TAI OSAPUOLELLE TAI HÄNEN OMAISUUDELLE MIKÄLI NE JOHTUVAT VÄÄRÄSTÄ KÄSITTELYSTÄ, VARASTOINNISTA, ASENNUKSESTA, KOKOAMISESTA TAI TUOTTEEN VÄÄRÄSTÄ KÄYTÖSTÄ TAI OHJEIDEN NOUDATTAMATTA JÄTTÄMISESTÄ.

4.5 PALRAMIN VALMISTAMA TUOTE ON TARKOITETTU NORMAALIIN ASUIMISTON PIHAKÄYTTÖÖN ELLEI TOISIN OLE MERKITTY. PALRAM EI OLE VASTUUSSA MISTÄÄN MENETYKSESTÄ, VAHINGOSTA, KUSTANNUKSISTA TAI KULUISTA JOTKA JOHTUVAT TUOTTEEN VÄÄRÄSTÄ KÄYTÖSTÄ MIHIN TAHANSA TARKOITUKSEEN, MIKÄLI EI OLLA NOUDATETTU SUOSITELTUJA KIRJALLISIA OHJEITA TAI JOS KÄYTTÖ EI OLE SALLITTUA SOVELLETTAVAN LAINSÄÄDÄNNÖN TAI MUIDEN ASETUSTEN MUKAAN PAIKASSA JOSSA OSTAJA KÄYTTÄÄ TUOTETTA.

PALRAM 's 5 jaars beperkte garantie

NL

Productgegevens: kassen

Palram Applications (1995) Ltd (Bedrijfsnummer: 512106824) met maatschappelijke zetel te Teradion Industrial Park, M.P Misgav 20174, Israël ("Palram") garandeert dat het product vrij is van materiaal-en fabricagefouten voor een periode van vijf jaar vanaf de oorspronkelijke datum van aankoop door de definities en voorwaarden van deze garantie.

1. Voorwaarden

1.1 Deze garantie is alleen geldig indien het Product is geïnstalleerd, gereinigd, gebruikt en onderhouden in overeenstemming met de geschreven aanbevelingen van Palram.

1.2 Zonder af te wijken van het bovenstaande, zal schade veroorzaakt door gebruik van geweld, onjuist gebruik, oneigenlijk gebruik, nalatig gebruik of montage of onderhoud, ongevallen, botsing met vreemde voorwerpen, vandalisme, vervuiling, aanpassingen, schilderen, verbinden, lijmen, afdichten op een wijze die niet in overeenstemming is met de handleiding, of schade als gevolg van reiniging met incompatibele schoonmaakmiddelen en geringe afwijkingen van het Product niet vallen onder deze garantie.

1.3 Deze garantie geldt niet voor schade als gevolg van "overmacht", inclusief maar niet beperkt tot, hagel, onweer, tornado's, orkanen, sneeuwstormen, overstromingen, gevolgen van brand.

1.4 Deze garantie vervalt als structurele onderdelen en onderdelen die worden gebruikt niet compatibel zijn met schriftelijke aanbevelingen van Palram.

1.5 Deze garantie geldt alleen voor de oorspronkelijke koper van het Product. Zij geldt niet voor een andere koper of gebruiker van het Product (inclusief, maar niet beperkt tot, elke persoon die het product koopt van de oorspronkelijke koper).

2. Claims en meldingen

2.1 Elke garantieclaim dient bij Palram te worden ingediend binnen 30 dagen na de ontdekking van het defecte product, met bijvoeging van het originele koopbewijs en deze garantie.

2.2 De eiser moet het Palram mogelijk maken het betrokken product en de constructielocatie zelf te inspecteren, met het product nog in de oorspronkelijke positie en niet verwijderd of verplaatst of op enigerlei wijze veranderd en/of het product terugzenden naar Palram om te laten testen.

2.3 Palram behoudt zich het recht om zelfstandig de oorzaak van een probleem te onderzoeken.

3. Compensatie

3.1 Indien een claim onder deze garantie goed is aangemeld en door Palram is goedgekeurd, mag de koper, naar Palrams keuze, ofwel (a) een vervangend product of onderde(e)l/en aanschaffen, of (b) het aankoopbedrag van het oorspronkelijke product of onderde(e)l/en terugkrijgen, alles in overeenstemming met het volgende schema:

Periode na aankoop	vervangende product of onderde(e)l/en	Teruggave
Vanaf de aankoopdatum tot het eind van 1e jaar	Gratis	100%
Einde van 1e jaar tot einde van 2e jaar	koper betaalt 20% van het oorspronkelijke aankoopbedrag	80%
Einde van 2e jaar tot einde van 3e jaar	koper betaalt 40% van het oorspronkelijke aankoopbedrag	60%
Einde van 3e jaar tot einde van 4e jaar	koper betaalt 60% van het oorspronkelijke aankoopbedrag	40%
Einde van 4e jaar tot einde van 5e jaar	koper betaalt 80% van het oorspronkelijke aankoopbedrag	20%

3.2 Voor alle duidelijkheid, de berekening voor de bepaling van de compensatie voor defecte onderde(e)l/en, volgens het bovenstaande schema, zal worden gebaseerd op de bijdrage van het defecte onderdeel op de oorspronkelijke kosten van het product. Palram behoudt zich het recht voor vervangingen te leveren indien het product of enig deel daarvan niet beschikbaar of verouderd is.

3.3 Deze garantie dekt geen kosten en uitgaven van de verwijdering en installatie van het Product of belastingen of verzendkosten of enige andere directe of indirecte schade(s) die kan/kunnen voortvloeien uit het defect van het product.

4. Algemene voorwaarden en beperkingen

4.1 ANDERS DAN SPECIFIEK IN DEZE GARANTIE AANGEGEVEN, ZIJN ALLE ANDERE GARANTIES, HETZIJ EXPLICIET OF IMPLICIET, INCLUSIEF ALLE IMPLICIETE GARANTIES VAN VERKOOPBAARHEID OF GESCHIKTHEID VOOR EEN BEPAALD DOEL UITGESLOTEN VOOR ZOVER DE WET DIT TOELAAT.

4.2 BEHALVE WAAR WE DAT SPECIFIEK HEBBEN AANGEGEVEN IN DEZE GARANTIE , ZAL PALRAM NIET VERANTWOORDELIJK VOOR VERLIES OF SCHADE DIE DE KOPER LIJDT, DIRECT OF INDIRECT, OF ALS GEVOLG VAN HET GEBRUIK, OF OP WELKE ANDERE WIJZE DAN OOK IN VERBAND MET HET PRODUCT.

4.3 ALS HET PALRAM VERBODEN IS ONDER DE TOEPASSELIJKE WETGEVING DE GARANTIES VAN VERKOOPBAARHEID OF GESCHIKTHEID UIT TE SLUITEN VOOR EEN BEPAALD DOEL MET BETREKKING TOT HET PRODUCT, IS DE DUUR VAN ALLE DERGELIJKE IMPLICIETE GARANTIES UITDRUKKELIJK BEPERKT TOT DE DUUR VAN DEZE GARANTIE OF, INDIEN LANGER, TOT DE MAXIMALE PERIODE VEREIST IN DE TOEPASSELIJKE WETGEVING.

4.4 DE KOPER IS ZELF GEHEEL VERANTWOORDELIJK OM TE BEPALEN OF HET HANTEREN, DE OPSLAG, MONTAGE, INSTALLATIE OF HET GEBRUIK VAN HET PRODUCT OP ELKE LOCATIE VEILIG EN PASSEND IS, GESCHIKT IS VOOR HET DOEL OF PASSEND ONDER DE GEGEVEN OMSTANDIGHEDEN IS. PALRAM IS NIET VERANTWOORDELIJK VOOR ENIGE SCHADE OF LETSEL AAN DE KOPER, EEN ANDERE PERSOON OF ENIGE ANDERE ZAKEN ALS GEVOLG VAN ONDOELMATIG GEBRUIK, OPSLAG, INSTALLATIE, MONTAGE OF HET GEBRUIK VAN HET PRODUCT OF HET NIET VOLGEN VAN DE SCHRIFTELIJKE AANWIJZINGEN BETREFFENDE HET HANTEREN, OPSLAAN, INSTALLEREN, MONTEREN EN GEBRUIK VAN HET PRODUCT.

4.5 TENZIJ UITDRUKKELIJK ANDERS DOOR PALRAM AANGEGEVEN, IS HET PRODUCT ALLEEN BEDOELD VOOR NORMAAL HUISHOUDELIJK GEBRUIK. PALRAM IS NIET VERANTWOORDELIJK VOOR VERLIES, SCHADE, KOSTEN OF UITGAVEN ALS GEVOLG VAN HET GEBRUIK VAN HET PRODUCT VOOR ENIG DOEL DAT NIET IS AANBEVOLEN IN DE SCHRIFTELIJKE INSTRUCTIES OF DAT NIET IS TOEGESTAAN VANWEGE ENIGE TOEPASSELIJKE WETGEVING OF ANDERE GEBRUIKEN OP DE LOCATIE WAAR DE KOPER HET PRODUCT ZAL GEBRUIKEN.

Garantía limitada de 5 años de Palram

Angaben zum Produkt: Invernaderos

ES

Palram Applications (1995) Ltd (Número de la compañía: 512106824) cuya oficina registrada se encuentra en Teradion Industrial Park, M.P Misgav 20174, Israel ("Palram") garantiza que el Producto no tendrá defectos de material o de fabricación durante un periodo de Diez años desde la fecha de compra original sujeto a las definiciones, términos y condiciones contenidos en esta garantía.

1. Condiciones

1.1 Esta garantía solo será válida si el Producto es instalado, limpiado, manipulado y mantenido de acuerdo a las recomendaciones por escrito de Palram.

1.2 Sin derogar lo anterior, los daños causados por el uso de la fuerza, manipulación incorrecta, uso inapropiado, uso o montaje o mantenimiento negligentes, accidentes, impacto de objetos extraños, vandalismo, contaminantes, alteración, pintado, conexión, pegado, sellado no de acuerdo al manual del usuario, o daños resultantes de la limpieza con detergentes incompatibles y desviaciones menores del Producto no están cubiertos por esta garantía.

1.3 Esta garantía no se aplica a daños resultantes de "fuerza mayor", que incluye entre otros, granizo, tormenta, tornado, huracán, ventisca, inundación, efectos del fuego.

1.4 Esta garantía es nula si los componentes o piezas estructurales utilizados no son compatibles con las recomendaciones escritas de Palram.

1.5 Esta garantía se aplica solamente al comprador normal del Producto. No se extiende a cualquier otro comprador o usuario del Producto (incluyendo, entre otros, cualquier persona que adquiera el Producto desde el comprador original).

2. Reclamaciones y notificaciones

2.1 Toda reclamación de la garantía debe ser notificada por escrito a Palram lo antes que sea posible razonablemente después de descubrir el Producto defectuoso, adjuntando el tique de venta original y esta garantía.

2.2 El reclamante debe permitir a Palram inspeccionar el Producto pertinente y el sitio de la instalación en sí mismo mientras el Producto está todavía en su posición original y no se ha retirado ni movido o alterado de ningún modo y/o devolver el Producto a Palram para evaluarlo.

2.3 Palram se reserva el derecho a investigar la causa de cualquier fallo de forma independiente.

3. Compensación

3.1 Si una reclamación bajo esta Garantía se notifica apropiadamente y es aprobada por Palram, el comprador, según considere Palram, puede o bien (a) comprar un Producto o pieza/s de recambio; o (b) recibir el reembolso del precio de compra del Producto o la pieza o piezas, todo de acuerdo al siguiente calendario:

El periodo tras la compra	Reembolso del Producto o Pieza /s	Recambio Según
Desde la fecha de compra hasta el final del primer año	Sin costes	100%
Fin del 1.er año hasta el final del 2.º año	El comprador pagará el 20 % del precio original de compra	80%
Fin del 2.º año hasta el final del 3.er año	El comprador pagará el 40 % del precio original de compra	60%
Fin del 3.er año hasta el final del 4.º año	El comprador pagará el 60 % del precio original de compra	40%
Fin del 4.º año hasta el final del 5.º año	El comprador pagará el 80 % del precio original de compra	20%

3.2 Para evitar cualquier duda, el cálculo de la determinación de la compensación por pieza/s defectuosas, según el calendario de arriba, se basará en la contribución de la pieza defectuosa al coste original del Producto. Palram se reserva el derecho de proporcionar sustituciones si el Producto o cualquier pieza del mismo no está disponible o es obsoleta.

3.3 Esta garantía no cubre ningún coste ni gasto de la retirada e instalación del Producto o impuestos o gastos de envío ni cualquier otra pérdida/s directa o indirecta que pueda resultar del defecto del Producto.

4. Condiciones generales y limitaciones

4.1 APARTE DE LO QUE SE HA AFIRMADO ESPECÍFICAMENTE EN ESTA GARANTÍA, TODAS LAS DEMÁS GARANTÍAS, TANTO EXPRESAS COMO IMPLÍCITAS, INCLUYENDO TODAS LAS GARANTÍAS IMPLÍCITAS DE COMERCIABILIDAD O IDONEIDAD PARA UN PROPÓSITO EN PARTICULAR SE EXCLUYEN EN LA EXTENSIÓN EN QUE LO PERMITA LA LEY.

4.2 EXCEPTO DONDE LO HAYAMOS DECLARADO ESPECÍFICAMENTE EN ESTA GARANTÍA, PALRAM NO SERÁ RESPONSABLE DE CUALQUIER PÉRDIDA O DAÑOS QUE SUFRA EL COMPRADOR DIRECTAMENTE, INDIRECTAMENTE O COMO CONSECUENCIA DE UTILIZAR EL PRODUCTO O EN CONEXIÓN DE CUALQUIER MODO CON EL MISMO.

4.3 SI SE PROHÍBE A PALRAM, BAJO CUALQUIER LEY APLICABLE, EXCLUIR LAS GARANTÍAS IMPLÍCIAS DE COMERCIABILIDAD O IDONEIDAD PARA UN PROPÓSITO EN PARTICULAR CON RELACIÓN AL PRODUCTO, LA DURACIÓN DE DICHAS GARANTÍAS IMPLÍCITAS SE LIMITA EXPRESAMENTE A LA DURACIÓN DE ESTA GARANTÍA, O SI ES MÁS TIEMPO, EL PERIODO MÁXIMO REQUERIDO POR LA LEY APLICABLE.

4.4 EL COMPRADOR ES RESPONSABLE ÚNICAMENTE DE DETERMINAR SI LA MANIPULACIÓN, ALMACENAMIENTO, MONTAJE, INSTALACIÓN O USO DEL PRODUCTO ES SEGURO Y APROPIADO EN CUALQUIER UBICACIÓN, PARA CUALQUIER APLICACIÓN DADA O EN CUALQUIER CIRCUNSTANCIA DADA. PALRAM NO ES RESPONSABLE POR CUALQUIER DAÑO O LESIÓN DEL COMPRADOR, CUALQUIER OTRA PERSONA O CUALQUIER PROPIEDAD QUE RESULTE DE LA MANIPULACIÓN, ALMACENAMIENTO, INSTALACIÓN, MONTAJE O USO INADECUADOS DEL PRODUCTO O NO SEGUIR LAS INSTRUCCIONES ESCRITAS ACERCA DE LA MANIPULACIÓN, ALMACENAMIENTO, INSTALACIÓN, MONTAJE Y USO DEL PRODUCTO.

4.5 A MENOS QUE SE INDIQUE EXPRESAMENTE LO CONTRARIO POR PALRAM, EL PRODUCTO ESTÁ PREVISTO SOLO PARA USO RESIDENCIAL NORMAL. PALRAM NO ES RESPONSABLE POR NINGUNA PÉRDIDA, DAÑO, COSTE O GASTO RESULTANTE DE CUALQUIER USO DEL PRODUCTO PARA CUALQUIER PROPÓSITO QUE NO ESTÉ RECOMENDADO POR LAS INSTRUCCIONES ESCRITAS O QUE NO ESTÉ PERMITIDO POR CUALQUIER LEGISLACIÓN APLICABLE U OTROS CÓDIGOS EN VIGOR EN LA UBICACIÓN DONDE USARÁ EL PRODUCTO EL COMPRADOR.