
























Assembly Manual Parts List

12'x20'x10' RoundTop® Garage

Model # 73332
English

Includes: #201113 (Basic Frame) #101103 (2' Vert. Ext. Kit) #211133 (Gray Cover Kit)

Description of Parts	Part #	Qty.
 Cover Rail Plain Ends 45" 3/4"L	10110	10
 Cross Rail Plain Ends 48" 1/2"L	2031	3
 Cross Rail Swedged 50" 1/2"L	2030	12
 Middle Upright Tube 56"L	10273	8
 Wind Brace (Flat Ends)	10205	2
 Bent Corner Leg	10226	4
 Side Bend Plain	10225	6
 Side Bend Swedged	10224	6
 4-Way Cover Rail Clamp	10111	16
 3-Way Cover Rail Clamp	10112	8
 1/4" x 3" Bolt	10210	14
 1/4" x 3" Round Head Bolt	669	4
 1/4" x 2" Bolt	10114	36
 1/4" x 1 5/8" Bolt	10115	20
 1/4" Nut	1010	74
 Cover (Gray)	2A1133	1
 2-Zipper Door	2E1033	2
 Ratchet	10040	8
 Bolt Cap	10150	16
 Temporary 30" Auger Anchors Cable - 1' Lengths Cable Clamps	822	6
 Base Feet	10270	8
 Upright Ext. Tube 27" Swedged	10223	12
 ShelterLock Stabilizer Block	800260	12



Before You Start

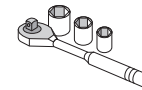
2 Persons recommended for assembly.
Estimated assembly time = 3 hours.

Recommended Tools



Adjustable Wrench

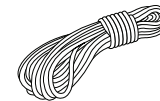
or



Socket Set with
7/16" Socket



Rubber Mallet



Rope (The length
of Shelter Plus 10')



www.shelterlogic.com
1-800-524-9970
Canada 1-800-559-6175

**150 Callendar Road
Watertown, CT 06795**

*Manufactured Under
U.S. Patents
D415,571 D409,310
D430,306 D414,564
Other Patents Pending*