
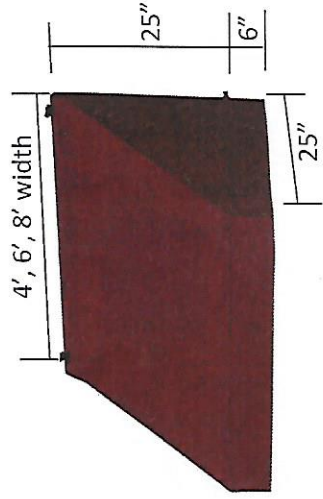


AWNINGS in a BOX[®]

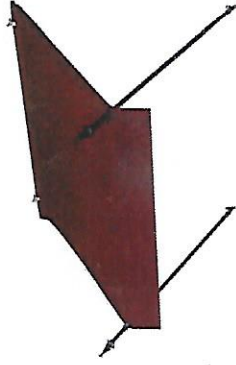
by SUNSHIONAL PRODUCTS



Traditional



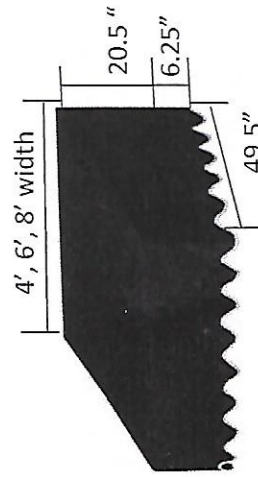
Classic



Designer

DOOR CANOPY in a BOX[®]

by SUNSHIONAL PRODUCTS



Traditional



Classic

AWNINGS by SUNSHONAL PRODUCTS **ina** **BOX**

DOOR CANOPY by SUNSHONAL PRODUCTS **ina** **BOX**

SIZES

Traditional and Classic Awnings in a Box®

- 4' Awning is 48" wide, 25" projection and 25" drop this does not include the 6" valance - weight 6lbs.
- 6' Awning is 72" wide, 25" projection and 25" drop this does not include the 6" valance - weight 8lbs.
- 8' Awning is 96" wide, 25" projection and 25" drop this does not include the 6" valance - weight 10lbs.

Shipping box size: 45" X 5" X 4"

Designer Awnings in a Box® – Valance of 6" is only in front sides are open

- 4' Awning is 48" wide, 25" projection and variable drop depending on placement of side bars - weight 7lbs.
- 6' Awning is 72" wide, 25" projection and variable drop depending on placement of side bars - weight 9lbs.
- 8' Awning is 96" wide, 25" projection and variable drop depending on placement of side bars - weight 10lbs.

Shipping box size: 45" X 5" X 4"

Door Canopy in a Box® only available in Traditional and Classic Styles

- 4' Door Canopy is 48" wide, 49.5" projection and 20.5" drop with a 6.25" valance – weight 8lbs.
- 6' Door Canopy is 72" wide, 49.5" projection and 20.5" drop with a 6.25" valance – weight 10lbs.
- 8' Door Canopy is 96" wide, 49.5" projection and 20.5" drop with a 6.25" valance – weight 12lbs

Shipping box size: 61" X 5 ¼" X 3 ¾"